


## Sonde T8 Tube



### Features

- Uses just 8W of power for the same brightness as  T8 Tube old 36W fluoro tubes, or other brand's 18W LED tubes
- Reduces energy consumption and lighting costs by over 70%
- Quick & Easy to install



**IP Rating**  
IP20

**Colour Rendering Index**  
≥80

**2** years  
warranty

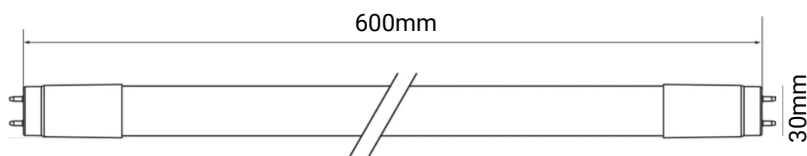
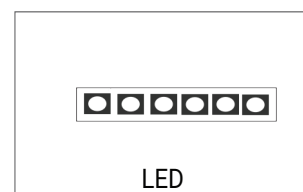
**Standard Warranty**

## TECHNICAL DATA SHEET - SONDE - 14295 - T8 TUBE



### TECHNICAL DATA

Product Data	T8 Tube
Lamp Type	SMD LED
Wattage	8W
Color Temperature	3000K
Rated Luminaire Luminous Flux	680lm
Rated Luminaire Efficiency	85lm/W
IP Rating	20
Beam Angle	360°
Voltage	AC110-265V
CRI	Ra>80
Power Factor	>0.9
Frequency Range	50-60 Hz
Operating Temperature	-20°C ~ +40°C
Material	Full Glass+Plastic Base
Finish	White
Life Span	20,000 Hours
Warranty	2 Years
Applications	Hospitals, Commercial, Hospitality etc.



### TECHNICAL OPTIONS

Wattage	18W, 20W
Color Temperature	3000K - 6000K
Control	Switchable, Triac, Dali, 1-10V, 0-10V