

**CYPRUS**

Tel: (+357) 22 318 588
Fax: (+357) 22 318 588

IRAQ

Tel: (+964) 770 781 2020

JORDAN

142, Arar Street, Wadi Saqra
P.O. Box 501
Amman 11118
Tel: (+962) 6465 5902
Fax: (+962) 6465 5903

KUWAIT

Shuwaikh
Safat 13002
P.O. Box 177
Tel: (+965) 9781 3718
Fax: (+965) 2482 4754

LEBANON

Achrafieh 5585 Bldg., 6th floor
P. Gemayel Avenue – Aadlieh
Beirut
Tel: (+961) (0) 1 422 166
Fax: (+961) (0) 1 422 167

OMAN

Tel: (+968) 24 83 2280
Fax: (+968) 24 83 1596

QATAR

Dr. Fahed Ben Thani bldg
C Ring road
P.O. Box 150
Doha
Tel: (+974) 4456 9083
Fax: (+974) 4465 9916

SAUDI ARABIA**Riyadh**

New Akariah Center , Tower 4, 8th Floor
Siteen Street , Malaz Area
P.O. Box 325099,
Riyadh 11371
Tel: (+966) (0)1 478 84 36
Fax: (+966) (0)1 478 98 76

Al Khobar

Al-Khobar Mall
2nd Floor, Office 362
P.O. Box 927
Al Khobar 31952
Tel: (+966) (0)3 887 89 50
Fax: (+966) (0)3 887 89 52

Jeddah (Head Office)

Al-Reem Business Center, 2nd Floor
Al-Rawdah District
P.O.Box: 51712, Jeddah, 21553, KSA
Tel: (+966) 2 261 9696
Fax: (+966) 2 261 9797

SYRIA

Abou Khalil Al Kabani Avenue
Bldg. Al Khatib n.21, Apt. No 1
Damascus
Tel: (+963) 11 44 33 174 / 44 33 175
Fax: (+963) 11 44 33 176

UNITED ARAB EMIRATES**DUBAI & NORTHERN EMIRATES**

Wing C - Office 701
Dubai Silicon Oasis
P.O. Box: 341068
Dubai
Tel: (+971) (0) 4 3821 821
Fax: (+971) (0) 4 3821 822

5IMPLE REASONS TO SWITCH

legrand

BELANKO™ / NEW RANGE OF WIRING DEVICES

 **legrand®**

5IMPLE REASONS TO SWITCH TO BELANKO™

With Belanko™, simplicity is beauty. Now, discover 5 good reasons why Belanko™ should be your choice for wiring devices.

IDEAL CHO1CE	02
NEAT PRE2ENTATION	04
EASY & SAF3 INSTALLATION	06
MORE FUNCTION4LITIES	08
WIDE AS5ORTMENT	12
PRODUCT CATALOGUE	14



IDEAL CHO1CE



With Belanko™, switches perform exactly the way you expect them to. Beyond performance, we give you a choice between large rockers and the conventional small one.



It is your choice. Either go with the small rockers that hold 1 to 6 gangs,
or the large rockers that feature 1 to 4 gangs.




FUNCTIONAL AND RELIABLE
1 gang switch with small rocker



COMPACT AND VERSATILE
5 gang switch with small rocker



CONTEMPORARY AND APPEALING
1 gang switch with large rocker



AESTHETICS MEETS FUNCTION
4 gang switch with large rocker

Colour Plates

Something more to go
along with?



SUBTLE BEIGE
2 gang switch with large rocker and
beige plate



DISTINCTIVE TAUPE
Double pole switch with red neon indicator
and large rocker and taupe plate

NEAT PRE²ENTATION



We know how important it is for professionals like you to deliver perfect installations fast – always. Because your goal is also our goal, we ensure that our switches are always neatly wrapped with a soft protection film.



You now enjoy peace of mind. Your switch stays clean and neat until it is delivered to the customer.



The soft protection film keeps the product safe from dust.



Only the soft protection film will get stained by the ongoing wall paintwork.



The result is a perfectly neat installation – every time.


EASY & SAF³ INSTALLATION



Fitting switches is probably only one of the many tasks that you have to undertake. By making sure that installation is safe and easy, you are left with more time to tackle other tasks.




The safety features of Belanko™ wiring devices make installation both easy and safe.



Clear marking of terminals for easy identification and safe wiring



Double entry for each terminal facilitates wiring



Wires are held in place with the clamping plate. This reduces the risk of damaging wires. The combination of double entry and clamping plate ensures long term reliability of the connection.

Certified Quality

Your safety is our top priority. That's why Belanko™ wiring devices are compliant with safety standards.





MORE FUNCTION⁴LITIES



Need something extra? Belanko™ has just that.
We provide additional functions to suggest just a few
more possibilities to meet your everyday lifestyle needs.



For enhanced comfort, Belanko™ offers dimming solutions for complex lighting.



1000W Dimmer




1500W Dimmer

1000W and 1500W Dimmers

These new 2-way Push ON/OFF Rotary dimmers can be associated with a switch for remote ON/OFF control from another point in the installation.

They memorise the last light level set before switch-off – and when switched on again, light level will be restored as previously memorised.



Voltage Selection (for 1500W dimmers)

A rated voltage converting switch on the upper right part of the base allows you to select – 230V or 127V. Factory setting is 230V.



MORE FUNCTION⁴LITIES

1500W dimmer Ideal for upgrade or retrofit


With the 1500W dimmer, upgrading of existing installations is really easy. It can be fitted in either 1 gang or 2 gang boxes, so that there is no need to change boxes in case of retrofit.




Safely connected to power – in different standards



13 A BS socket outlet, double pole, switched – whenever special safety is required



15 A US socket outlet, 2P + E



16 A German standard socket outlet, 2P + E

Socket protection IP44



The splash-proof cover for socket protection ensures IP44 with or without plug engaged.



Single TV socket, female

Get connected with TV, telephone and data sockets

Complete with TV, telephone and data sockets, Belanko™ not only keeps you connected to power but also to the rest of the world.



Double RJ 11 socket



Double RJ 45 socket

WIDE AS5ORTMENT



Architrave,
1 gang, 1-way



5 gang switch



1 gang switch



4 gang switch



1500W Push ON/OFF
Rotary dimmer



Fan control



Single TV socket, "F" type




Double RJ 11 telephone
socket




Double RJ 45 data
socket




Push-button with bell symbol



45 A Double pole switch



1000W Push ON/OFF
Rotary dimmer



2 gang single pole BS switched socket outlet



1 gang BS switched
socket outlet



Fused connection unit



Cable outlet



PRODUCT CATALOGUE

Simplicity is beauty

There is a solution for every purpose

Belanko™

single pole switches and push-buttons, small rocker



6 171 00

6 171 08

6 171 15

Colour: White T084

Material: Thermoplastic with glossy finish

Dimensions: 86 x 86 x 9.5 mm (1 gang) / 86 x 146 x 9.5 mm (2 gang)

Supplied with 2 screws M3.5 for BS boxes

Pack	Cat.Nos	Single pole switches - small rocker	
		Conform to BS EN 60669-1 and SASO No LIC 204803	
		10 AX - 250 V~	
10	6 171 00		1 gang - 1-way switch
10	6 171 01		1 gang - 2-way switch
10	6 171 02		2 gang - 1-way switch
10	6 171 03		2 gang - 2-way switch
10	6 171 04		3 gang - 1-way switch
10	6 171 05		3 gang - 2-way switch
10	6 171 06		4 gang - 1-way switch
10	6 171 07		4 gang - 2-way switch
10	6 171 08		5 gang - 1-way switch
5	6 171 10		6 gang - 1-way switch
10	6 171 09		Intermediate switch
		Architrave	
5	6 171 15		1 gang - 1-way
5	6 171 16		Bell push

Pack	Cat.Nos	Push-button 4 A - 250 V~	
		Conform to BS EN 60669-1 and SASO No LIC 204803	
10	6 171 11		Bell push

Belanko™

single pole switches and push-buttons, large rocker



6 170 00

6 170 06

Colour: White T084

Material: Thermoplastic with glossy finish

Dimensions: 86 x 86 x 9.5 mm (1 gang) / 86 x 146 x 9.5 mm (2 gang)

Supplied with 2 screws M3.5 for BS boxes

Pack	Cat.Nos	Single pole switches - large rocker	
		Conform to BS EN 60669-1 and SASO No LIC 204803	
		10 AX - 250 V~	
10	6 170 00		1 gang - 1-way switch
10	6 170 01		1 gang - 2-way switch
10	6 170 02		2 gang - 1-way switch
10	6 170 03		2 gang - 2-way switch
10	6 170 04		3 gang - 1-way switch
10	6 170 05		3 gang - 2-way switch
10	6 170 06		4 gang - 1-way switch
10	6 170 07		4 gang - 2-way switch
10	6 170 09		Intermediate switch
		20 AX - 250 V~	
10	6 170 20		1 gang - 1-way
10	6 170 21		1 gang - 2-way
10	6 170 22		2 gang - 1-way
10	6 170 23		2 gang - 2-way

Pack	Cat.Nos	Push-button 4 A - 250 V~	
		Conform to BS EN 60669-1 and SASO No LIC 204803	
10	6 170 11		Bell push

Belanko™ double pole switches and cooker control unit



6 170 72

6 170 76

Colour: White T084
Material: Thermoplastic with glossy finish
Dimensions: 86 x 86 x 9.5 mm (1 gang) / 86 x 146 x 9.5 mm (2 gang)
Supplied with 2 screws M3.5 for BS boxes

Belanko™ dimmers and ventilation control



6 170 31

6 170 33

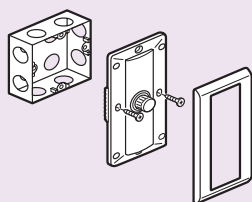
Colour: White T084
Material: Thermoplastic with glossy finish
Dimensions: 86 x 86 x 9.5 mm (1 gang) / 86 x 146 x 9.5 mm (2 gang)
Supplied with 2 screws M3.5 for BS boxes

Pack	Cat.Nos	Double pole switches
		Conform to BS EN 60669-1
		20 A - 250 V~
		Conform to SASO No LIC 204803
10	6 170 70	1 gang - 1-way switch + red neon indicator
10	6 170 71	1 gang - 1-way switch + red neon indicator + earth connection
10	6 170 72	1 gang - 1-way switch + red neon indicator + earth connection with "Water Heater" marking
		32 A - 250 V~
10	6 170 74	1 gang - 1-way switch + red neon indicator, white rocker
		45 A - 250 V~
		Conform to SASO No LIC 204803
10	6 170 75	1 gang - 1-way switch
10	6 170 76	1 gang - 1-way switch + red neon indicator
5	6 170 77	2 gang - 1-way vertical switch + red neon indicator
		Cooker Control Unit - 250 V
		Conform to SASO No LIC 204830
5	6 170 78	45 A DP switch + red neon and 13 BS switched socket outlet + red neon

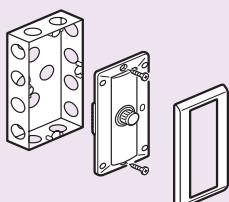
Pack	Cat.Nos	Dimmers
		Conform to BS EN 60669-1 and SASO No LIC 204803
1	6 170 30	600 W - 230 V 50 Hz 1 gang - 1-way 86 x 86 mm Rotary on/off dimmer
1	6 170 31	1000 W (230 V) - 500 W (127 V) 50/60 Hz 1 gang - 2-way 86 x 86 mm Push on/off and rotary dimmer
1	6 170 32	1500 W (230 V) - 750 W (127 V) 50/60 Hz 2 gang - 2-way 86 x 146 mm Push on/off and rotary dimmer Can be mounted on 1 gang or 2 gang boxes
		Ventilation control
		Conform to BS EN 60669-1 and SASO No LIC 204803
1	6 170 33	Fan control 250 V~ 50 Hz

Belanko™ dimmers

■ Fixing in 1 or 2 gang boxes - Dimmer Cat.No 6 170 32 - 1500 W




Preparation with 1-gang box




Preparation with 2-gang box

■ Choose your brightness adjustment - Dimmer Cat.Nos 6 170 31/032 - 1000 W / 1500 W


Push ON/OFF and rotary dimming




Push to turn ON



Rotate for brightness adjustment



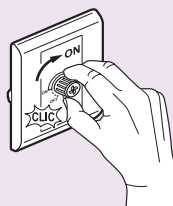
Push to turn OFF
When pushed OFF, the dimmer memorizes the light level for the next switching ON



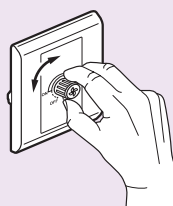
Push ON
The light level will be restored as previously memorized

Belanko™ ventilation control


■ Ventilation control Cat.No 6 170 33



Rotate to turn ON
When turned ON the fan control works at full capacity. This ensures that the whole ventilation system - fan included - is effectively ON.



Rotate to reduce the speed



Rotate to turn OFF
Going back to full capacity before turning OFF ensures that the whole ventilation system - and not only the fan - will be effectively switched OFF

Belanko™ television, telephone and data sockets



6 171 21



6 170 97



6 170 92



6 170 68

Colour: White T084
Material: Thermoplastic
Dimensions: 86 x 86 x 9.5 mm (1 gang) / 86 x 146 x 9.5 mm (2 gang)
Supplied with 2 screws M3.5 for BS boxes

Pack	Cat.Nos	Television sockets
10	6 171 21	Conform to SASO No LIC 204834 Single TV socket, female
10	6 171 20	Single TV socket, "F" type
10	6 171 23	Double TV socket, female + "F" type

Pack	Cat.Nos	Telephone sockets
10	6 170 99	Conform to SASO No LIC 204834 Telephone connection block 10 connections
10	6 170 95	BT master
10	6 170 96	BT secondary
10	6 170 97	RJ 11 socket
10	6 170 98	Double RJ 11 socket

Pack	Cat.Nos	Data sockets
10	6 170 90	Conform to SASO No LIC 204834 RJ 45 Cat.5e UTP
10	6 170 91	RJ 45 Cat.6 UTP
10	6 170 92	Double RJ 45 Cat.6 UTP

Pack	Cat.Nos	Shaver socket
1	6 170 68	Conform to BS 61558 and SASO No LIC 204837 115/230 V - 20 VA - 50/60 Hz Surface or flush-mounting, back box to be min. 47 mm deep - 2 gang

Pack	Cat.Nos	Security switch
1	6 170 19	1 A resistive - 250 V~ Panic button

Belanko™

socket outlets, fused connection units



Colour: White T084
 Material: Thermoplastic with glossy finish
 Dimensions: 86 x 86 x 9.5 mm (1 gang) / 86 x 146 x 9.5 mm (2 gang)
 Supplied with 2 screws M3.5 for BS boxes

Pack	Cat.Nos	British Standard socket outlets	
		13 A - 250 V~ Conform to BS 1363-2 and SASO No LIC 204830	
10	6 170 40		1 gang unswitched
5	6 170 45		2 gang unswitched
10	6 170 41		1 gang single pole switched
5	6 170 46		2 gang single pole switched
10	6 170 42		1 gang single pole switched + neon
5	6 170 47		2 gang single pole switched + neon
10	6 171 41		1 gang single pole switched with external rocker
5	6 171 46		2 gang single pole switched with inboard rockers
5	6 170 49		2 gang single pole switched with red cover + neon
10	6 170 43		1 gang double pole switched
5	6 170 48		2 gang double pole switched
		15 A - 250 V~ Conform to BS 546	
10	6 170 50		1 gang unswitched
10	6 170 51		1 gang single pole switched
10	6 170 52		1 gang single pole switched + neon

Pack	Cat.Nos	British Standard socket outlets (continued)	
		5 A - 250 V~ Conform to BS 546	
10	6 170 54		1 gang single pole switched
		Euro/US socket outlets - 10 A - 250 V~ / 15 A - 127 V~	
10	6 170 60		1 gang - 2P
10	6 170 61		1 gang - 2P + 10 AX switch
10	6 170 62		1 gang - 2 x 2P
10	6 170 63		1 gang - 2P+E
		US socket outlet - 15 A - 127 V~	
10	6 170 65		1 gang - 2P+E
		German Standard socket outlet 16 A, 2P+E Shuttered with child protection	
10	6 170 66		1 gang
		Fused connection units	
		13 A Conform to BS 1363-4 and SASO No LIC 204803	
10	6 170 80		Unswitched + cord outlet
10	6 170 81		Switched + cord outlet
10	6 170 82		Switched + neon + cord outlet

Belanko™

cable outlets, accessories, surface-mounting boxes



6 171 31 + 6 170 42



6 133 51

Pack	Cat.Nos	
Cable outlets		
Conform to BS 5733 and SASO No LIC 204840		
10	6 170 85	20 A - 250 V~
10	6 170 86	45 A - 250 V~
Fixing accessories		
100	6 171 30	Screw caps
2	6 171 31	Splash-proof cover Mainly for socket protection IP44 with or without plug engaged Space inside : 86 x 86 mm (for Belanko, Mallia and Synergy products)
Surface-mounting boxes		
Conform to BS 5733 and SASO No LIC 204803 depth 35 mm		
10	6 133 49	Architrave surface box
8	6 133 50	1 gang surface box - 86 x 86 mm Supplied with earth terminal
4	6 133 51	2 gang surface box - 86 x 146 mm Supplied with earth terminal

Belanko™

cover plates, blanking plates



6 171 51



6 171 55

Pack	Cat.Nos	
Cover plates		
1 gang		
5	6 171 50	Horizontal beige
5	6 171 51	Vertical beige
5	6 171 55	Horizontal taupe
5	6 171 56	Vertical taupe
2 gang		
5	6 171 52	Horizontal beige
5	6 171 53	Vertical beige
5	6 171 57	Horizontal taupe
5	6 171 58	Vertical taupe
Blanking plates		
Conform to BS 5733 and SASO No LIC 204803		
10	6 171 28	1 gang
5	6 171 29	2 gang

Notes