

# AUDIO & VIDEO DOOR ENTRY SYSTEMS

## Catalogue



**KITS AND SYSTEM SOLUTIONS**  
**FOR SINGLE HOUSES, BUILDINGS**  
**AND COMPOUNDS.**



**BTICINO**

## Specialists in Video Door Entry Systems

**BTicino**, introduces a complete range of products and systems capable of meeting all application and building requirements. From single homes to larger buildings and apartment complexes, BTicino can offer the right solution to satisfy both the private user and the professional.



## Index

<b>4-9</b>		
Offer overview	Different solutions for different applications	4
<b>10-29</b>		
EASY KITS	Plug-in EASY KITS (two wires)	10
	BASIC KITS (four wires)	20
<b>30-38</b>		
PROFESSIONAL KITS	The FULL EXPANDABLE solution	30
	Villa VIDEO KITS (two wires)	34
	Villa AUDIO KITS (two wires)	37
	Analogue AUDIO KITS	38
<b>39-95</b>		
2 Wires System	System overview	40
	Entrance panels range	44
	Internal units range	74
	System accessories range	89
<b>96-107</b>		
D45 System	System overview	96
	Entrance panels range	100
	Internal units range	101
	System accessories range	102

# DIFFERENT SOLUTIONS FOR DIFFERENT APPLICATIONS

From villas to  
multi-family units ■ ■ ■



Villas



Small buildings



Building complex

■ ■ ■ Different types of constructions  
mean different types of offer



## EASY KITS

for standard level villas



- ONE OR TWO FAMILY HOMES
- READY MADE SOLUTIONS
- BASIC FUNCTIONS
- PLUG-IN OR INTERNAL POWER SUPPLY (DIRECT MAINS CONNECTION)

## PROFESSIONAL KITS

for high level villas



- ONE OR TWO-FAMILY HOMES
- READY MADE SOLUTIONS
- FULLY EXPANDABLES
- ENHANCED FUNCTIONS

## 2 WIRE SYSTEM

for small buildings



- SMALL BUILDINGS/HOMES
- EASY AND QUICK TO INSTALL
- MAXIMUM VERSATILITY
- PERFECT FOR REFURBISHMENTS

## D45 SYSTEM

for big constructions



- LARGER BUILDINGS AND COMPLEXES
- HIGH PERFORMANCES
- LONG DISTANCES AND HIGH NUMBER OF APARTMENTS
- INTEGRATED SECURITY FUNCTIONS



- Easy installation
- Expandability with additional internal units, entrance panel and CCTV camera
- 2 Wires and 4 Wires available solutions
- Door lock release key and intercom function



## PLUG-IN “EASY” KITS

“very simple” solutions

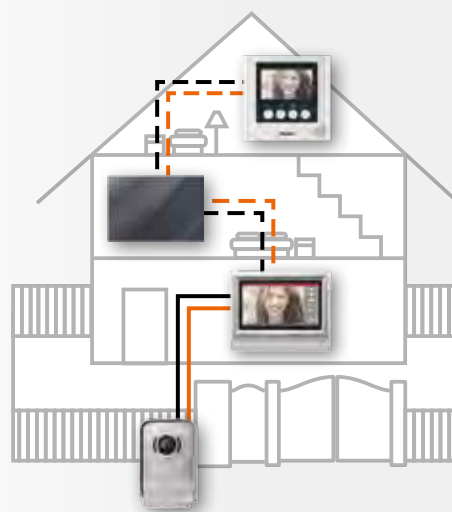


### Hands-free video kits comprising:

- a wall-mounting metal entrance panel (rainshield included) equipped with a colour camera and a LED lamp for the illumination of the field of view.
- a video colour display internal unit (plug-in power supply included).

### MAIN FEATURES:

- Easy, simple and quick installation
- 2 non-polarized wires for an error-proof connection
- Practical and functional: hands-free solutions enabling dialogue while moving freely
- High-resistant, waterproof metal entrance panels
- One family installation. Easy switch to two families by adding the additional internal unit
- Expandability with additional internal units, entrance panel and CCTV camera.



## BASIC KITS

“cost-effective” solutions



### Hands-free and handset audio and video kits comprising:

- a wall-mounting metal entrance panel with LEDs for the illumination of the field of view
- a video colour display internal unit with integrated power supply
- available in audio version

### MAIN FEATURES:

- 4 Wires (video system)  
3 Wires (audio system)
- Installation flexibility (integrated power supply)
- Expandability with additional internal units, entrance panel or CCTV camera







## PLUG-IN EASY SOLUTIONS

### CHOOSE YOUR KIT...

#### 7" AND 10" TOUCH SCREEN VIDEO KITS



- 7" & 10" colour touch screen video kits
- SD Card
- mp3
- Digital photo frame
- Additional CCTV camera
- Entrance panel can call 2 apartments

#### 7" MIRROR EFFECT VIDEO KIT



- 7" colour video kit
- Internal unit with mirror effect
- Additional CCTV camera
- Entrance panel can call 2 apartments

#### 4,3" VIDEO KIT



- 4.3" colour video kit
- White finish
- Additional CCTV camera
- Entrance panel can call 2 apartments

### AND EXPAND IT

All PLUG-IN EASY KITS can be expanded up to a maximum of 3 internal units and one additional entrance panel or CCTV camera for each apartment.

#### 7" AND 10" TOUCH SCREEN INTERNAL UNITS



7" Internal unit



10" Internal unit

#### 7" MIRROR EFFECT INTERNAL UNIT



#### 4,3" INTERNAL UNIT



#### ADDITIONAL ENTRANCE PANEL ADDITIONAL CAMERA







## BASIC SOLUTIONS

### CHOOSE YOUR KIT...

#### 7" COLOUR VIDEO KITS



- 7" Hands-free and Handset kits
- Modern and trendy design
- Compact, discrete and robust entrance panels with rainshield
- Extended security thanks to the additional CCTV camera

#### 4.3" COLOUR VIDEO KITS



- 4,3" Hands-free and handset kits
- Modern and trendy design
- Compact, discrete and robust entrance panels with rainshield
- Extended security thanks to the additional CCTV camera

#### AUDIO KIT



- Audio Handset kit
- Modern and trendy design
- Compact, discrete and robust entrance panels with rainshield

### AND EXPAND IT

All BASIC KITS can be expanded up to a maximum of 5 internal units. Video kits can be expanded with dedicated video and audio internal units and up to one additional entrance panel or an external CCTV camera.

#### 7" HANDS-FREE ADDITIONAL INTERNAL UNIT



#### 7" HANDSET ADDITIONAL INTERNAL UNIT



#### AUDIO ADDITIONAL INTERNAL UNIT



#### 4.3" HANDS-FREE ADDITIONAL INTERNAL UNIT



#### 4.3" HANDSET ADDITIONAL INTERNAL UNIT



#### ADDITIONAL ENTRANCE PANEL ADDITIONAL CAMERA



# Plug-In “EASY” 2 WIRES



## 7” & 10” COLOUR TOUCH SCREEN VIDEO KITS

ONE Family two wires colour video kits with wall mounted entrance panel. Metal finish entrance panel with rainshield, colour wide angle camera and LED for the night illumination of the field of view. Entrance panel can be easily adapted for two family System. An external CCTV colour camera can be directly connected to the entrance panel. Handsfree touch screen (7” and 10” versions) internal unit with audio & video memory, Mp3 ringtones and PLUG-IN power supply included. It can be expanded with up to 3 dedicated handsfree internal units. Available in white and silver finishes.



## 7” MIRROR SCREEN COLOUR VIDEO KIT

ONE Family two wires colour video kit with wall mounted entrance panel. Metal finish entrance panel with rainshield, colour wide angle camera and LED for the night illumination of the field of view. Entrance panel can be easily adapted for two family System. An external CCTV colour camera can be directly connected to the entrance panel. Handsfree 7” mirror screen colour internal unit with PLUG-IN power supply included. It can be expanded with up to 3 dedicated handsfree internal units.

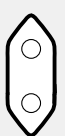





## 4.3” COLOUR VIDEO KIT

ONE Family two wires colour video kit with wall mounted entrance panel. Metal finish entrance panel with rainshield, colour wide angle camera and LED for the night illumination of the field of view. Entrance panel can be easily adapted for two family System. An external CCTV colour camera can be directly connected to the entrance panel. Handsfree 4.3” colour internal unit with PLUG-IN power supply included. White finish. It can be expanded with up to 3 dedicated handsfree internal units.





PLUG-IN STANDARD TYPE	10" TOUCH SCREEN	7" TOUCH SCREEN	7" MIRROR SCREEN	4.3" VIDEO KIT
<b>European standard</b> 	<b>BT-317213</b> (10" Touch Screen KIT)	<b>BT-317113</b> (7" Touch Screen KIT)	<b>BT-317013</b> (7" Mirror Screen KIT)	<b>BT-316913</b> (4.3" KIT)
	<b>BT-332553</b> (Additional 10" Internal unit)	<b>BT-332453</b> (Additional 7" Internal unit)	<b>BT-332353</b> (Additional 7" mirror Internal unit)	<b>BT-332253</b> (Additional 4.3" Internal unit)
<b>UL standard</b> 	<b>BT-317211</b> (10" Touch Screen KIT)	<b>BT-317111</b> (7" Touch Screen KIT)	<b>BT-317011</b> (7" Mirror Screen KIT)	<b>BT-316911</b> (4.3" KIT)
	<b>BT-332551</b> (Additional 10" Internal unit)	<b>BT-332451</b> (Additional 7" Internal unit)	<b>BT-332351</b> (Additional 7" mirror Internal unit)	<b>BT-332251</b> (Additional 4.3" Internal unit)
<b>Video colour entrance panel</b> 	<b>BT-331860</b> (Additional colour entrance panel with rainshield)			
<b>Additional External camera</b> 	<b>BT-391438</b> (European standard PLUG Colour external camera) <b>BT-391439</b> (UL standard PLUG Colour external camera)			



**NOTE:** internal units are all compatible. As additional internal unit you can use any of the range.

# BTICINO BRAND KITS

## PLUG-IN "EASY" 2 WIRES



BT-317213  
BT-317211



BT-317113  
BT-317111



BT-317013  
BT-317011



BT-316913  
BT-316911

Pack	Item	7" and 10" Touch screen video kits
		<b>Complete video kits</b> ONE Family two wires colour video kits with wall mounted entrance panel . Metal finish entrance panel with rainshield, colour wide angle camera and LED for the night illumination of the field of view. Entrance panel can be easily adapted for two family System. An external CCTV colour camera can be directly connected to the entrance panel. Handsfree touch screen (7" and 10" versions) internal unit with audio & video memory, Mp3 ringtones and PLUG-IN power supply included. It can be expanded with up to 3 dedicated handsfree internal units. <b>(PLUG IN versions: European and UL Standards).</b>
1	BT-317213	10" Touch screen complete kit with European standard PLUG-IN
1	BT-317211	10" Touch screen complete kit with UL standard PLUG-IN
1	BT-317113	7" Touch screen complete kit with European standard PLUG-IN
1	BT-317111	7" Touch screen complete kit with UL standard PLUG-IN
		<b>Additional video internal units</b> 10" Touch screen European standard PLUG-IN additional internal unit 10" Touch screen UL standard PLUG-IN additional internal unit 7" Touch screen European standard PLUG-IN additional internal unit 7" Touch screen UL standard PLUG-IN additional internal unit
		<b>7" Mirror effect video kits</b> <b>Complete video kits</b> ONE Family two wires colour video kits with wall mounted entrance panel . Metal finish entrance panel with rainshield, colour wide angle camera and LED for the night illumination of the field of view. Entrance panel can be easily adapted for two family System. An external CCTV colour camera can be directly connected to the entrance panel. Handsfree 7" mirror screen colour internal unit with PLUG-IN power supply included. It can be expanded with up to 3 dedicated handsfree internal units. <b>(PLUG IN versions:European and UL Standards).</b>
1	BT-317013	7" Mirror effect complete kit with European standard PLUG-IN
1	BT-317011	7" Mirror effect complete kit with UL standard PLUG-IN
		<b>Additional video internal units</b> 7" Mirror effect European standard PLUG-IN additional internal unit 7" Mirror effect UL standard PLUG-IN additional internal unit

Pack	Item	4.3" Colour video kits
		<b>Complete video kits</b> ONE Family two wires colour video kits with wall mounted entrance panel .Metal finish entrance panel with rainshield, colour wide angle camera and LED for the night illumination of the field of view. Entrance panel can be easily adapted for two family System. An external CCTV colour camera can be directly connected to the entrance panel. Handsfree 4.3" colour internal unit with PLUG-IN power supply included.White finish. It can be expanded with up to 3 dedicated handsfree internal units. <b>(PLUG IN versions: European and UL Standards).</b>
1	BT-316913	4.3" Colour complete kit with European standard PLUG-IN
1	BT-316911	4.3" Colour complete kit with European standard PLUG-IN
		<b>Additional video internal units</b> 4.3" Colour European standard PLUG-IN additional internal unit 4.3" Colour UL standard PLUG-IN additional internal unit



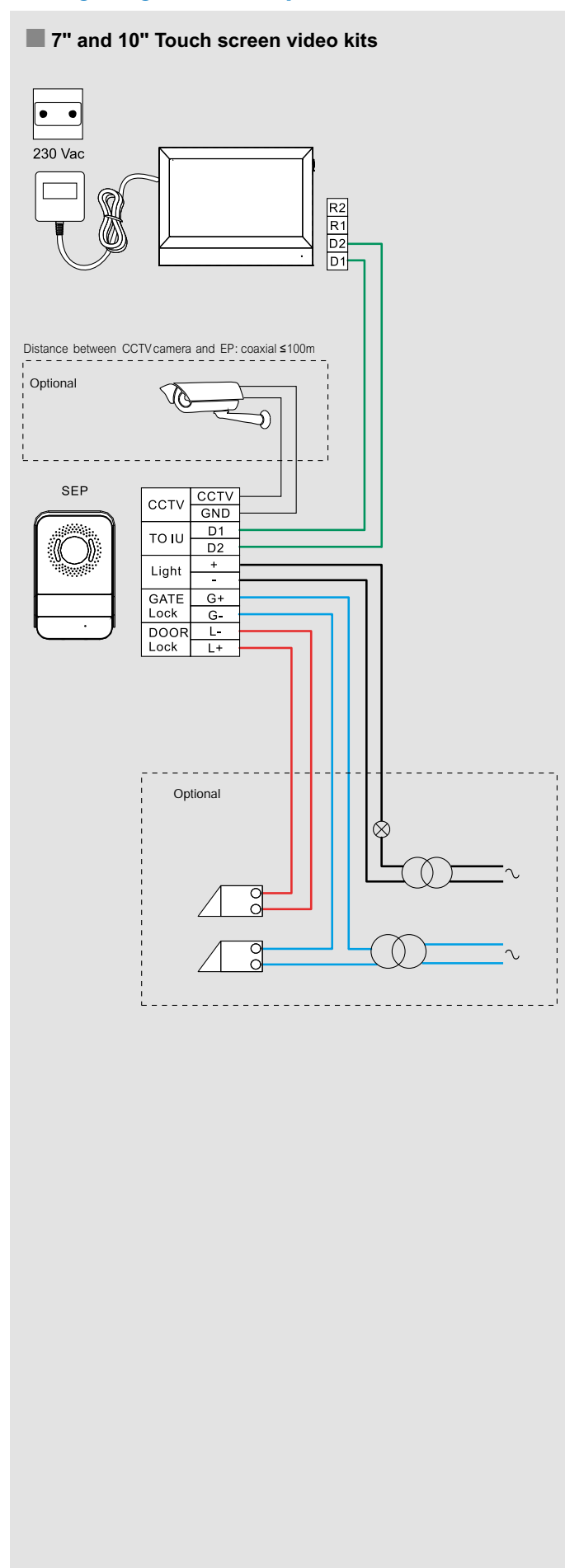
## wiring diagram example



BT-331860


 BT-391438  
BT-391439

Pack	Item	Additional entrance panel & camera
1	BT-331860	Additional video colour entrance panel with rainshield. IP54 protection degree. Wide angle colour camera (95°).  Additional colour external camera. Can be connected directly to the entrance panel. IP66 protection degree. Night vision. <b>(PLUG IN versions: European and UL Standards).</b>
1	BT-391438	European standard PLUG-IN additional camera
1	BT-391439	UL standard PLUG-IN additional camera



# Plug-In “EASY” 2 WIRES



## 7” & 10” COLOUR TOUCH SCREEN VIDEO KITS

ONE Family two wires colour video kits with wall mounted entrance panel .Metal finish entrance panel with rainshield, colour wide angle camera and LED for the night illumination of the field of view. Entrance panel can be easily adapted for two family System. An external CCTV colour camera can be directly connected to the entrance panel. Handsfree touch screen (7” and 10” versions) internal unit with audio & video memory, Mp3 ringtones and PLUG-IN power supply included. It can be expanded with up to 3 dedicated handsfree internal units. Available in white and silver finishes.



## 7” MIRROR SCREEN COLOUR VIDEO KIT

ONE Family two wires colour video kit with wall mounted entrance panel .Metal finish entrance panel with rainshield, colour wide angle camera and LED for the night illumination of the field of view. Entrance panel can be easily adapted for two family System. An external CCTV colour camera can be directly connected to the entrance panel. Handsfree 7” mirror screen colour internal unit with PLUG-IN power supply included. It can be expanded with up to 3 dedicated handsfree internal units.

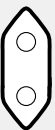




## 4.3” COLOUR VIDEO KIT

ONE Family two wires colour video kit with wall mounted entrance panel .Metal finish entrance panel with rainshield, colour wide angle camera and LED for the night illumination of the field of view. Entrance panel can be easily adapted for two family System. An external CCTV colour camera can be directly connected to the entrance panel. Handsfree 4.3” colour internal unit with PLUG-IN power supply included. White finish. It can be expanded with up to 3 dedicated handsfree internal units.





PLUG-IN STANDARD TYPE	10" TOUCH SCREEN	7" TOUCH SCREEN	7" MIRROR SCREEN	4.3" VIDEO KIT
<b>European standard</b> 	<b>LG-369330</b> (10" Touch Screen KIT)	<b>LG-369320</b> (7" Touch Screen KIT)	<b>LG-369220</b> (7" Mirror Screen KIT)	<b>LG-369110</b> (4.3" KIT)
	<b>LG-369335</b> (Additional 10" Internal unit)	<b>LG-369325</b> (Additional 7" Internal unit)	<b>LG-369225</b> (Additional 7" mirror Internal unit)	<b>LG-369115</b> (Additional 4.3" Internal unit)
<b>Video colour entrance panel</b> 	<b>LG-369339</b> (Additional colour entrance panel with rainshield)			
<b>Additional External camera</b> 	<b>LG-369400</b> (European standard PLUG colour external camera)			

**NOTE:** internal units are all compatible. As additional internal unit you can use any of the range.



# LEGRAND BRAND KITS PLUG-IN “EASY” 2 WIRES



LG-369330



LG-369320



LG-369220



LG-369110

Pack	Item	7" and 10" Touch screen video kits
		<b>Complete video kits</b> ONE Family two wires colour video kits with wall mounted entrance panel . Metal finish entrance panel with rainshield, colour wide angle camera and LED for the night illumination of the field of view. Entrance panel can be easily adapted for two family System. An external CCTV colour camera can be directly connected to the entrance panel. Handsfree touch screen (7" and 10" versions) internal unit with audio & video memory, Mp3 ringtones and PLUG-IN power supply included. It can be expanded with up to 3 dedicated handsfree internal units. <b>(PLUG IN version: European Standard).</b>
1	LG-369330	10" Touch screen complete kit with European standard PLUG-IN
1	LG-369320	7" Touch screen complete kit with European standard PLUG-IN
		<b>Additional video internal units</b> 10" Touch screen European standard PLUG-IN additional internal unit
1	LG-369335	10" Touch screen European standard PLUG-IN additional internal unit
1	LG-369325	7" Touch screen European standard PLUG-IN additional internal unit

Pack	Item	7" Mirror effect video kits
		<b>Complete video kits</b> ONE Family two wires colour video kits with wall mounted entrance panel . Metal finish entrance panel with rainshield, colour wide angle camera and LED for the night illumination of the field of view. Entrance panel can be easily adapted for two family System. An external CCTV colour camera can be directly connected to the entrance panel. Handsfree 7" mirror screen colour internal unit with PLUG-IN power supply included. It can be expanded with up to 3 dedicated handsfree internal units. <b>(PLUG IN version:European Standard).</b>
1	LG-369220	7" Mirror effect complete kit with European standard PLUG-IN
		<b>Additional video internal units</b> 7" Mirror effect European standard PLUG-IN additional internal unit
1	LG-369225	7" Mirror effect European standard PLUG-IN additional internal unit

Pack	Item	4.3" Colour video kits
		<b>Complete video kits</b> ONE Family two wires colour video kits with wall mounted entrance panel .Metal finish entrance panel with rainshield, colour wide angle camera and LED for the night illumination of the field of view. Entrance panel can be easily adapted for two family System. An external CCTV colour camera can be directly connected to the entrance panel. Handsfree 4.3" colour internal unit with PLUG-IN power supply included.White finish. It can be expanded with up to 3 dedicated handsfree internal units. <b>(PLUG IN version: European Standard).</b>
1	LG-369110	4.3" Colour complete kit with European standard PLUG-IN
		<b>Additional video internal units</b> 4.3" Colour European standard PLUG-IN additional internal unit
1	LG-369115	4.3" Colour European standard PLUG-IN additional internal unit



## wiring diagram example



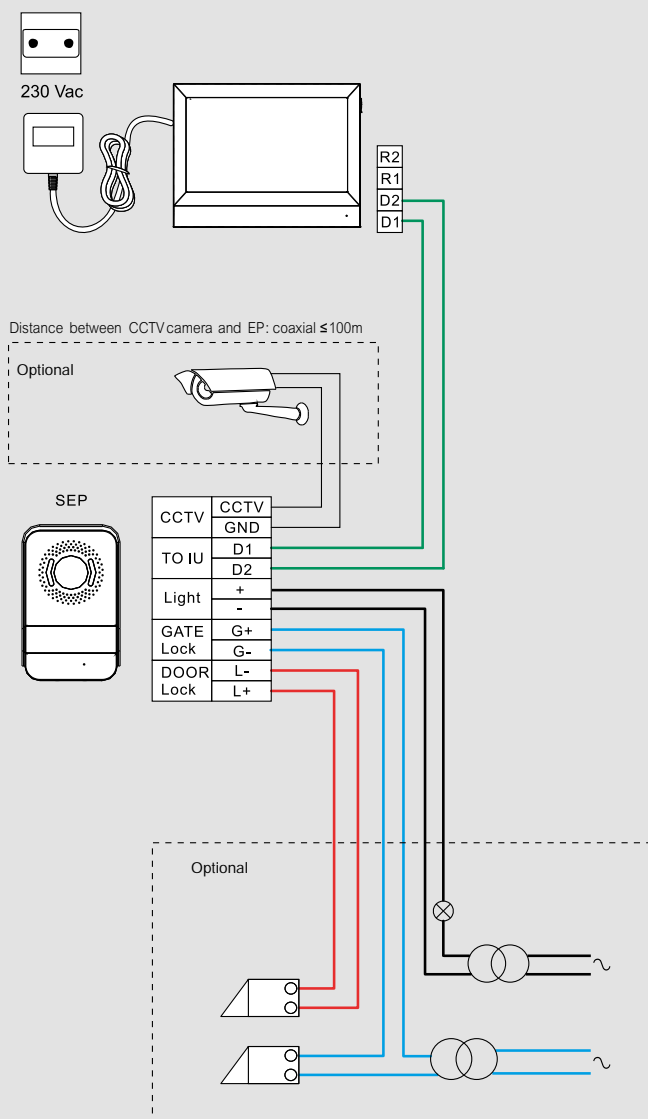
LG-369339



LG-369400

Pack	Item	Additional entrance panel & camera
1	LG-369339	Additional video colour entrance panel with rainshield. IP54 protection degree. Wide angle colour camera (95°)
1	LG-369400	Additional colour external camera. Can be connected directly to the entrance panel. IP66 protection degree. Night vision. <b>(PLUG IN version: European Standard).</b>

### 7" and 10" Touch screen video kits



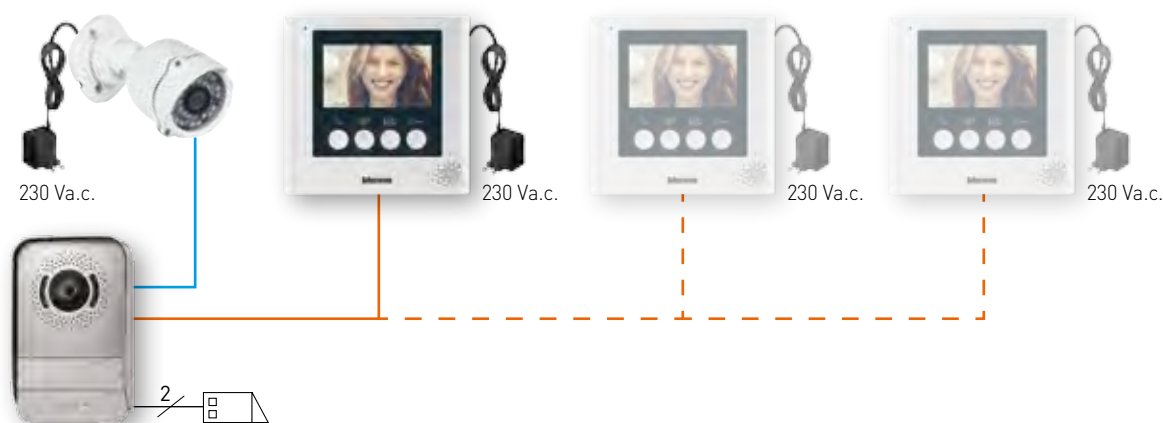
# Plug-In “EASY” 2 WIRES

## WIRING DIAGRAMS

### EXAMPLE 1 - SINGLE FAMILY SYSTEM WITH ONE ENTRANCE PANEL

— 2 WIRES connection

— COAX connection




**NOTE:** - Internal units are all compatible. As additional internal unit you can use any of the range  
- If necessary, to control the electrical door lock release, use a transformer BT-336842 (230 Va.c.)

### EXAMPLE 2 - SINGLE FAMILY SYSTEM WITH TWO ENTRANCE PANELS

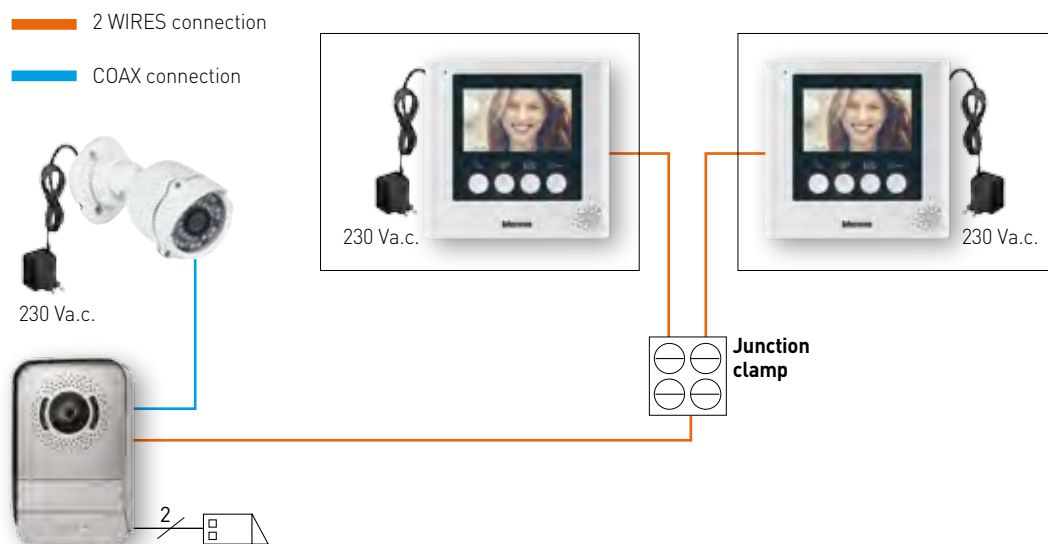
— 2 WIRES connection

— COAX connection



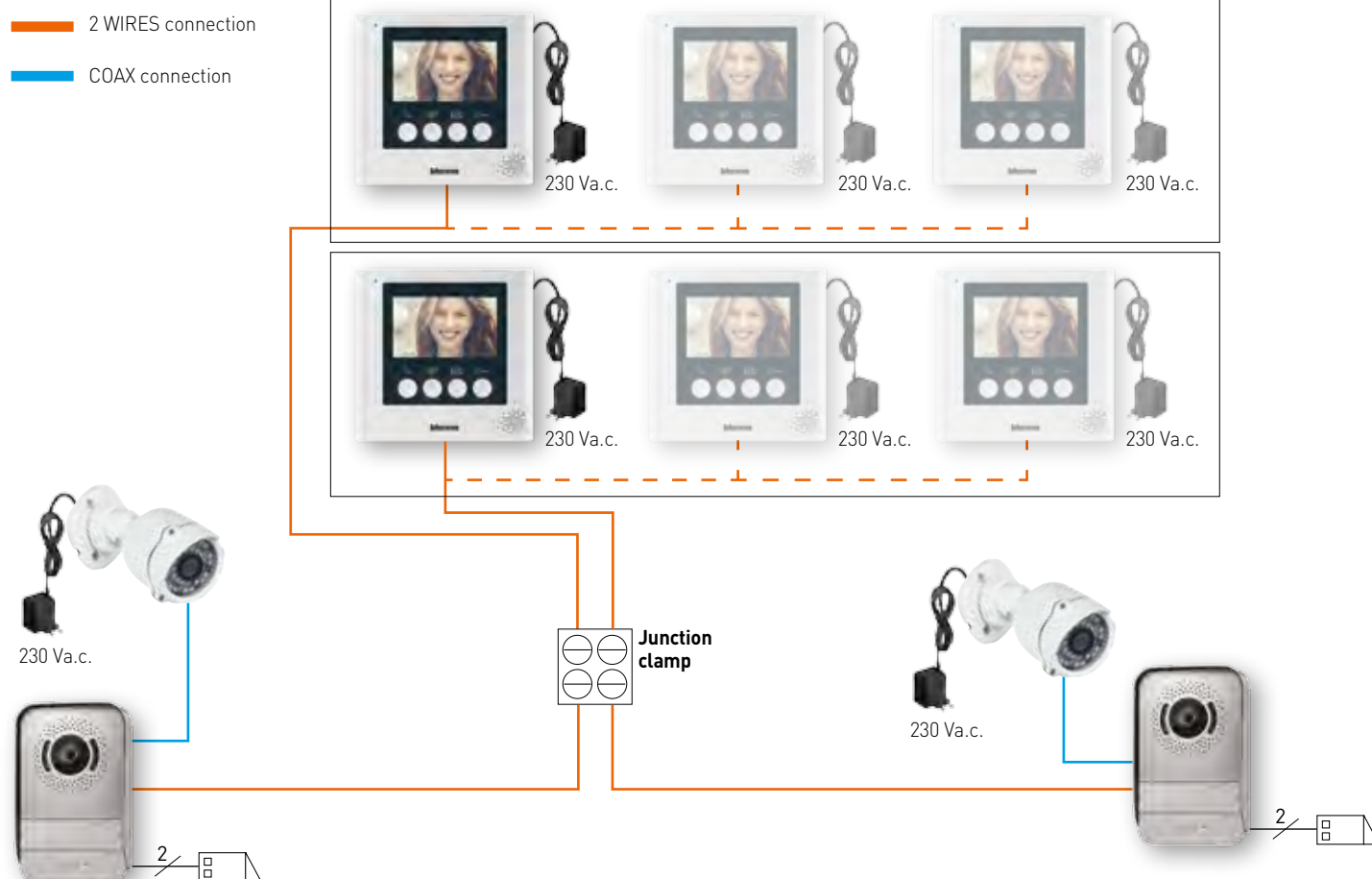
**NOTE:** if necessary, to control the electrical door lock release, use DIN Transformer BT-336842 (230 Va.c.)

### EXAMPLE 3 – TWO FAMILY SYSTEM WITH ONE ENTRANCE PANEL



**NOTE:** if necessary, to control the electrical door lock release, use DIN Transformer BT-336842 (230 Va.c.)

### EXAMPLE 4 – TWO FAMILY SYSTEM WITH TWO ENTRANCE PANELS



**NOTE:** - Internal units are all compatible. As additional internal unit you can use any of the range  
 - If necessary, to control the electrical door lock release, use a transformer BT-336842 (230 Va.c.)

# BASIC 4 WIRES



## 7" COLOUR VIDEO KITS

### 7" Hands-free and Handset video kits

ONE-FAMILY 4-wires colour video hands-free and handset kits, wall mounted with internal power supply, expandable up to 4 additional internal units and up to 1 additional entrance panel or a CCTV camera, offering the basic door entry system functions: call, intercom, door lock activation, image cycling. Composed of a hands-free or handset internal unit, with a 7" colour display and 12 ringtones, signaling LED and MUTE function; and a discrete Zamak entrance panel with rain-shield, microphone and speaker volume adjustments, colour camera and LED for enhancing lighting in the visual field.



## 4.3" COLOUR VIDEO KITS

### 4.3" Hands-free and Handset video kits

ONE-FAMILY 4-wires colour video hands-free and handset kits, wall mounted with internal power supply, expandable up to 4 additional internal units and up to 1 additional entrance panel or a CCTV camera, offering the basic door entry system functions: call, intercom, door lock activation, image cycling. Composed of a hands-free or handset internal unit, with a 4.3" colour display and 12 ringtones, signaling LED and MUTE function; and a discrete Zamak entrance panel with rain-shield, microphone and speaker volume adjustments, colour camera and LED for enhancing lighting in the visual field.



## HANDSET AUDIO KIT





### Handset audio kit

ONE-FAMILY 4-wires handset audio kit, wall mounted with internal power supply, expandable up to 4 additional internal units, offering the basic door entry system functions: call, intercom, door lock activation. Composed of a handset audio internal unit, signaling LED and MUTE function; and a discrete Zamak entrance panel with rain-shield, microphone and speaker volume adjustments.







	7" VIDEO KITS	4.3" VIDEO KITS	AUDIO KIT
<b>Kit</b> 	<b>BT-315511</b> (7" Hands-free kit) <b>BT-315411</b> (7" Handset kit)	<b>BT-315311</b> (4.3" Hands-free kit) <b>BT-315211</b> (4.3" Handset kit)	<b>BT-315111</b> (Handset kit)
<b>Additional internal units</b> 	<b>BT-330851</b> (Additional 7" Handsfree internal unit) <b>BT-330751</b> (Additional 7" Handset internal unit)	<b>BT-330651</b> (Additional 4.3" Handsfree internal unit) <b>BT-330551</b> (Additional 4.3" Handset internal unit)	<b>BT-330451</b> (Additional audio handset)
NOTE: internal units are all compatible. As additional internal unit you can use any of the range.			
<b>Additional entrance panels</b> 	<b>BT-330560</b> (Additional video entrance panel with rainshield) <b>BT-330460</b> (Additional audio entrance panel with rainshield) <b>BT-330660</b> (Entrance panel angle bracket accessory)		
<b>Additional external cameras</b> 	<b>BT-391438</b> (Additional external camera – European standard) <b>BT-391439</b> (Additional external camera – UL standard)		



# BTICINO BRAND

## BASIC KITS



Pack	Item	7" Video kits
1		ONE-FAMILY 4-wires colour video hands-free or handset kit, wall mounted with internal power supply, expandable up to 4 additional Internal Units and up to 1 additional External Panel or an External Camera (NTSC or PAL), offering the following functions: call, intercom, door lock activation, image cycling. Composed of a hands-free or a handset Video Internal Unit, with a 7" colour display and 12 ringtones, signaling LED and MUTE function; and a discrete Zamak Entrance Panel, with rain-shield, microphone and speaker volume adjustments, colour camera and LED for enhancing lighting in the visual field.
1	BT-315511	7" Hands-free video kit
1	BT-315411	7" Handset video kit

Pack	Item	4.3" Video kits
1		ONE-FAMILY 4-wires colour video hands-free or handset kit, wall mounted with internal power supply, expandable up to 4 additional Internal Units and up to 1 additional External Panel or an External Camera (NTSC or PAL), offering the following functions: call, intercom, door lock activation, image cycling. Composed of a hands-free or a handset Video Internal Unit, with a 4,3" colour display, signaling LED and MUTE function; and a discrete Zamak Entrance Panel, with rain-shield, microphone and speaker volume adjustments, colour camera and LED for enhancing lighting in the visual field.
1	BT-315311	4.3" Hands-free video kit
1	BT-315211	4.3" Handset video kit

Pack	Item	Audio kit
1		ONE-FAMILY 3-wires handset Audio kit, wall mounted with internal power supply, expandable up to 4 additional Internal Units, offering the following functions: call, intercom, door lock activation. Composed of a handset Audio Internal Unit, signaling LED and MUTE function; and a discrete Zamak Entrance Panel with rain-shield, microphone and speaker volume adjustments.
1	BT-315111	Handset audio kit



Pack	Item	Additional 7" Video Internal Units
1	BT-330851	Colour video hands-free additional Internal Unit, recommended to expand a ONE FAMILY BASIC 4-wires Video Kit, wall mounted with internal power supply, a 7" colour display and 12 ringtones, signaling LED and MUTE function, offering the following functions: call, intercom, door lock activation, image cycling.
1	BT-330751	Colour video handset additional internal unit, recommended to expand a ONE FAMILY BASIC 4-wires Video Kit, wall mounted with internal power supply, a 7" colour display and 12 ringtones, signaling LED and MUTE function, offering the following functions: call, intercom, door lock activation, image cycling.
Pack	Item	Additional 4.3" Video Internal Units
1	BT-330651	Colour video hands-free additional Internal Unit, recommended to expand a ONE FAMILY BASIC 4-wires Video Kit, wall mounted with internal power supply, a 4,3" colour display and 12 ringtones, signaling LED and MUTE function, offering the following functions: call, intercom, door lock activation, image cycling.
1	BT-330551	Colour video handset additional Internal Unit, recommended to expand a ONE FAMILY BASIC 4-wires Video Kit, wall mounted with internal power supply, a 4,3" colour display and 12 ringtones, signaling LED and MUTE function, offering the following functions: call, intercom, door lock activation, image cycling.
Pack	Item	Additional Audio handset Internal Unit
1	BT-330451	Audio handset additional Internal Unit, recommended to expand ONE FAMILY BASIC Video or Audio Kit, wall mounted with internal power supply, signaling LED and MUTE function, offering the following functions: call, intercom and door lock activation.

Pack	Item	Additional Video Entrance Panel
1	BT-330560	Additional Zamak Entrance Panel, recommended to expand a ONE FAMILY BASIC 4-wires Video Kit, wall mounted with embedded rain-shield, microphone and speaker volume adjustments, colour camera and LED for enhancing lighting in the visual field.
Pack	Item	Additional Audio Entrance Panel
1	BT-330460	Additional Zamak Entrance Panel, recommended to expand a ONE FAMILY BASIC Audio or Video Kit, wall mounted with embedded rain-shield, microphone and speaker volume adjustments.
Pack	Item	Angle Bracket accessory
1	BT-330660	Accessory for the installation of the External Panels BT-330560 - BT-330460 to adjust its visual field by a 30°-angle, to the right or to the left.
Pack	Item	Additional External Camera
		External colour camera, IP66 Protection Degree, PAL video system, with plug-in power supply included.
1	BT-391438	European standard plug version
1	BT-391439	UL standard plug version

# BASIC 4 WIRES



## 7" COLOUR VIDEO KITS

### 7" Hands-free and Handset video kits

ONE-FAMILY 4-wires colour video hands-free and handset kits, wall mounted with internal power supply, expandable up to 4 additional internal units and up to 1 additional entrance panel or a CCTV camera, offering the basic door entry system functions: call, intercom, door lock activation, image cycling. Composed of a hands-free or handset internal unit, with a 7" colour display and 12 ringtones, signaling LED and MUTE function; and a discrete Zamak entrance panel with rain-shield, microphone and speaker volume adjustments, colour camera and LED for enhancing lighting in the visual field.



## 4.3" COLOUR VIDEO KITS

### 4.3" Hands-free and Handset video kits

ONE-FAMILY 4-wires colour video hands-free and handset kits, wall mounted with internal power supply, expandable up to 4 additional internal units and up to 1 additional entrance panel or a CCTV camera, offering the basic door entry system functions: call, intercom, door lock activation, image cycling. Composed of a hands-free or handset internal unit, with a 4.3" colour display and 12 ringtones, signaling LED and MUTE function; and a discrete Zamak entrance panel with rain-shield, microphone and speaker volume adjustments, colour camera and LED for enhancing lighting in the visual field.



## HANDSET AUDIO KIT

### Handset audio kit

ONE-FAMILY 4-wires handset audio kit, wall mounted with internal power supply, expandable up to 4 additional internal units, offering the basic door entry system functions: call, intercom, door lock activation. Composed of a handset audio internal unit, signaling LED and MUTE function; and a discrete Zamak entrance panel with rain-shield, microphone and speaker volume adjustments.







	7" VIDEO KITS	4.3" VIDEO KITS	AUDIO KIT
<b>Kit</b> 	<b>LG-369580</b> (7" Hands-free kit) <b>LG-369570</b> (7" Handset kit)	<b>LG-369560</b> (4.3" Hands-free kit) <b>LG-369550</b> (4.3" Handset kit)	<b>LG-369500</b> (Handset kit)
<b>Additional internal units</b> 	<b>LG-369585</b> (7" Hands-free additional video internal unit) <b>LG-369575</b> (7" Handset additional video internal unit)	<b>LG-369565</b> (4.3" Hands-free additional video internal unit) <b>LG-369555</b> (4.3" Handset additional video internal unit)	<b>LG-369505</b> (Handset additional audio internal unit)
NOTE: internal units are all compatible. As additional internal unit you can use any of the range.			
<b>Additional entrance panels</b> 	<b>LG-369596</b> (Additional video entrance panel with rainshield) <b>LG-369595</b> (Additional audio entrance panel with rainshield) <b>LG-369597</b> (Entrance panel angle bracket accessory)		
<b>Additional external camera</b> 	<b>LG-369400</b> (Additional external camera – European standard)		



# LEGRAND BRAND

## BASIC KITS



LG-369580

LG-369570

LG-369560

LG-369550

LG-369500



Pack	Item	7" Video kits
1		ONE-FAMILY 4-wires colour video hands-free or handset kit, wall mounted with internal power supply, expandable up to 4 additional Internal Units and up to 1 additional External Panel or an External Camera (NTSC or PAL), offering the following functions: call, intercom, door lock activation, image cycling. Composed of a hands-free or a handset Video Internal Unit, with a 7" colour display and 12 ringtones, signaling LED and MUTE function; and a discrete Zamak Entrance Panel, with rain-shield, microphone and speaker volume adjustments, colour camera and LED for enhancing lighting in the visual field.
1	LG-369580	7" Hands-free video kit
1	LG-369570	7" Handset video kit
1		4.3" Video kits
1		ONE-FAMILY 4-wires colour video hands-free or handset kit, wall mounted with internal power supply, expandable up to 4 additional Internal Units and up to 1 additional External Panel or an External Camera (NTSC or PAL), offering the following functions: call, intercom, door lock activation, image cycling. Composed of a hands-free or a handset Video Internal Unit, with a 4,3" colour display, signaling LED and MUTE function; and a discrete Zamak Entrance Panel, with rain-shield, microphone and speaker volume adjustments, colour camera and LED for enhancing lighting in the visual field.
1	LG-369560	4.3" Hands-free video kit
1	LG-369550	4.3" Handset video kit

Pack	Item	Audio kit
1		ONE-FAMILY 3-wires handset Audio kit, wall mounted with internal power supply, expandable up to 4 additional Internal Units, offering the following functions: call, intercom, door lock activation. Composed of a handset Audio Internal Unit, signaling LED and MUTE function; and a discrete Zamak Entrance Panel with rain-shield, microphone and speaker volume adjustments.
1	LG-369500	Handset audio kit



LG-369585



LG-369575



LG-369565



LG-369555



LG-369505



LG-369596



LG-369595



LG-369597



LG-369400

Pack	Item	Additional 7" Internal Units
1	LG-369585	Colour video hands-free additional Internal Unit, recommended to expand a ONE FAMILY BASIC 4-wires Video Kit, wall mounted with internal power supply, a 7" colour display and 12 ringtones, signaling LED and MUTE function, an External Camera (NTSC or PAL), offering the following functions: call, intercom, door lock activation, image cycling.
1	LG-369575	Colour video handset additional internal unit, recommended to expand a ONE FAMILY BASIC 4-wires Video Kit, wall mounted with internal power supply, a 7" colour display and 12 ringtones, signaling LED and MUTE function, an External Camera (NTSC or PAL), offering the following functions: call, intercom, door lock activation, image cycling.
Pack	Item	Additional 4.3" Internal Units
1	LG-369565	Colour video hands-free additional Internal Unit, recommended to expand a ONE FAMILY BASIC 4-wires Video Kit, wall mounted with internal power supply, a 4.3" colour display and 12 ringtones, signaling LED and MUTE function, an External Camera (NTSC or PAL), offering the following functions: call, intercom, door lock activation, image cycling.
1	LG-369555	Colour video handset additional Internal Unit, recommended to expand a ONE FAMILY BASIC 4-wires Video Kit, wall mounted with internal power supply, a 4.3" colour display and 12 ringtones, signaling LED and MUTE function, an External Camera (NTSC or PAL), offering the following functions: call, intercom, door lock activation, image cycling.
Pack	Item	Additional audio handset Internal Unit
1	LG-369505	Audio handset additional Internal Unit, recommended to expand ONE FAMILY BASIC Video or Audio Kit, wall mounted with internal power supply, signaling LED and MUTE function, offering the following functions: call, intercom and door lock activation.

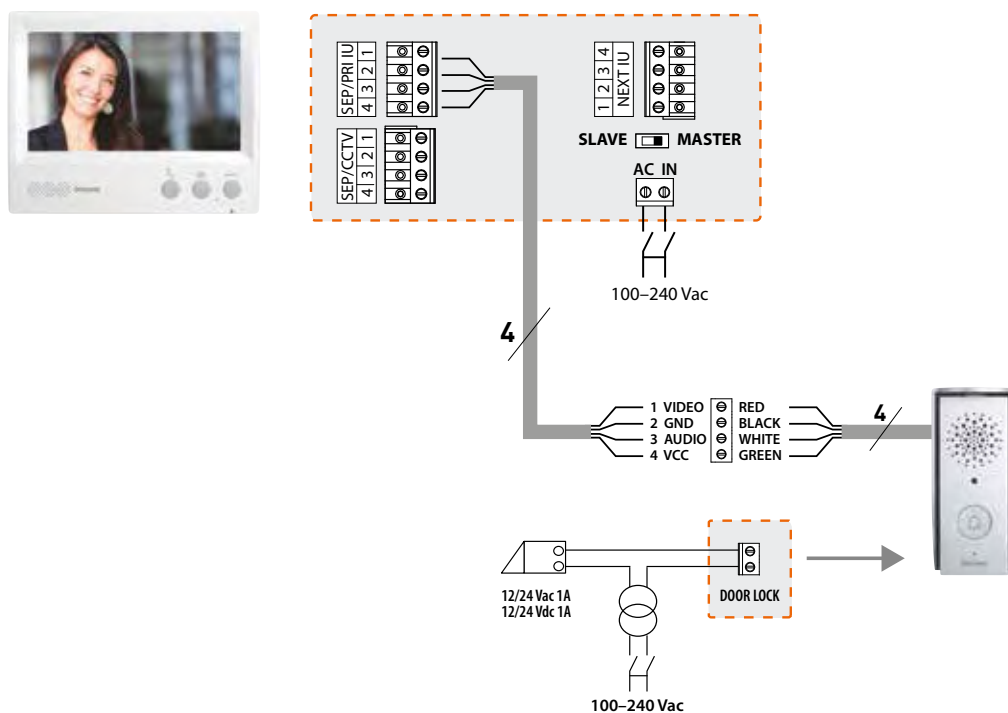
Pack	Item	Additional video Entrance Panel
1	LG-369596	Additional Zamak Entrance Panel, recommended to expand a ONE FAMILY BASIC 4-wires Video Kit, wall mounted with embedded rain-shield, microphone and speaker volume adjustments, colour camera and LED for enhancing lighting in the visual field.
Pack	Item	Additional audio Entrance Panel
1	LG-369595	Additional Zamak Entrance Panel, recommended to expand a ONE FAMILY BASIC Audio or Video Kit, wall mounted with embedded rain-shield, microphone and speaker volume adjustments
Pack	Item	Angle bracket accessory
1	LG-369597	Accessory for the installation of the External Panels LG-369596 - LG-369595 to adjust its visual field by a 30°-angle, to the right or to the left.
Pack	Item	Additional External Camera
1	LG-369400	External colour camera, IP66 Protection Degree, PAL video system, with plug-in power supply included. European standard plug version

# BASIC 4 WIRES

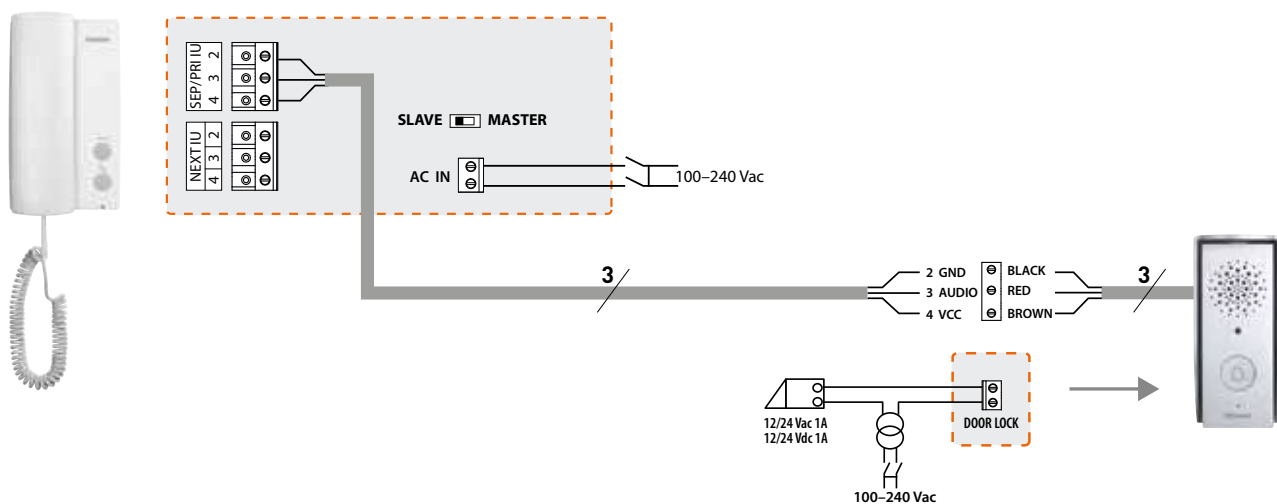
## WIRING DIAGRAMS



### EXAMPLE 1 - SINGLE FAMILY STANDARD VIDEO SYSTEM



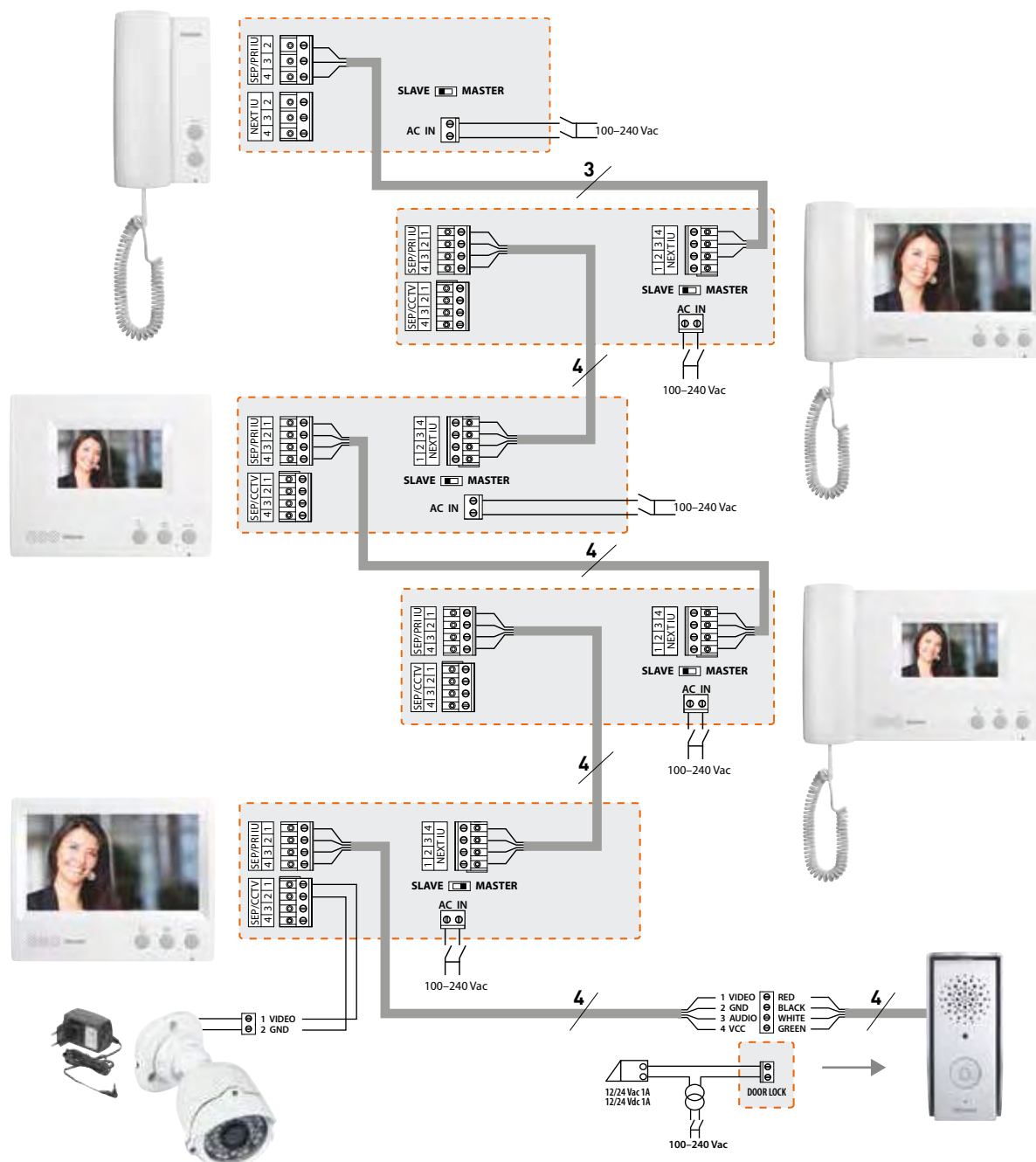
### EXAMPLE 2 - SINGLE FAMILY STANDARD AUDIO SYSTEM







### EXAMPLE 3 - SINGLE FAMILY VIDEO SYSTEM – MAXIMUM EXPANSION WITH CAMERA



# THE “FULL EXPANDABLE” SOLUTION



- The 2-wire technology allows maximum flexibility and expandability
- From basic functions to advanced functions such as call redirection on smartphone, video door entry answering machine, intercom and door opening with badge
- Modular DIN-rail power supply
- Include a manual with all the technical information required for the installation, connection, features and expansion possibilities.



## EXPANSION

Expand these kits with other devices such as additional entrance panels, internal units, cameras, and home automation devices.



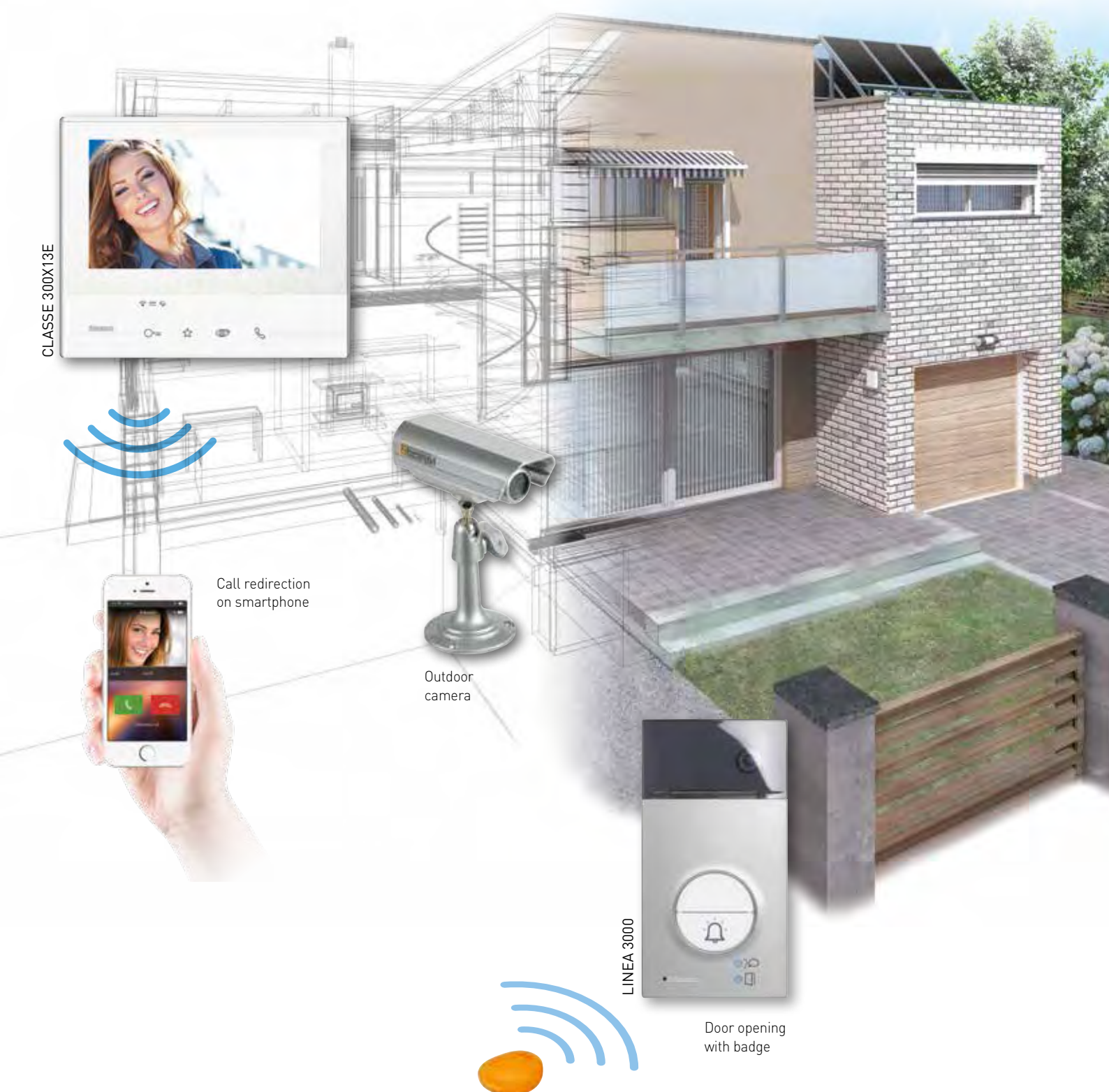
### AUDIO KITS



### VIDEO KITS



## SUITABLE FOR VILLA STANDARD - HIGH LEVEL APPLICATIONS



# Maximum simplicity

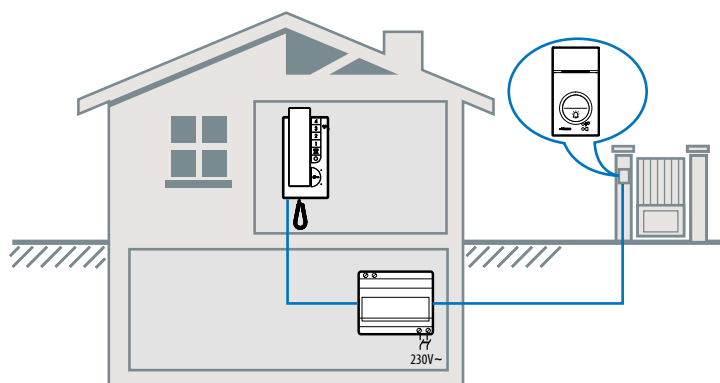
The 2 Wires professional kits guarantee maximum simplicity and flexibility of installation. They are the ideal solution for making new systems and in renovations. Both audio and video systems require only 2 WIRES for the

installation, so that existing wires can be used in the renovations. There is no need to respect polarity in the connections, giving maximum simplification in the installation work.



AUDIO KIT

## LINEA 3000 ONE FAMILY AUDIO KIT – INSTALLATION EXAMPLE



### ONE FAMILY AUDIO KIT 361311



LINEA 3000  
ENTRANCE PANEL

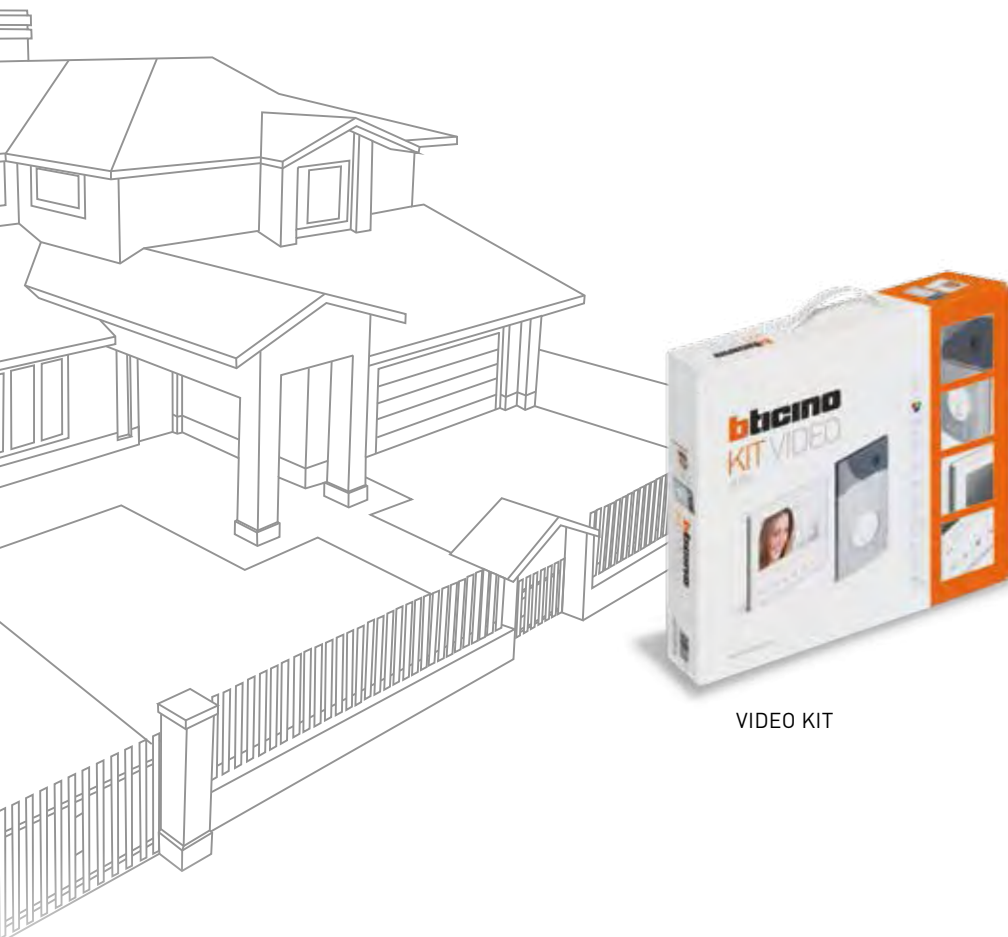


POWER SUPPLY



CLASSE 100  
AUDIO INTERNAL UNIT



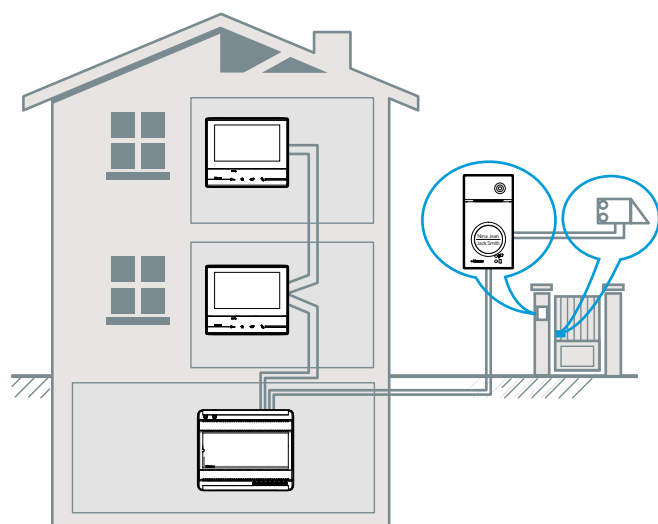


VIDEO KIT

The 2 Wires kits are completely expandable and adapt to all installation needs.

They are perfectly compatible with the 2 devices (external pushbutton panels, internal units, video internal units, system accessories and cameras), allowing expansion without compromises.

## LINEA 3000 TWO FAMILY VIDEO KIT – INSTALLATION EXAMPLE



### ADDITIONAL INTERNAL UNIT **344612**


 CLASSE 300  
VIDEO INTERNAL UNIT

### ONE FAMILY VIDEO **KIT 363511**



Two family  
One family

 LINEA 3000  
ENTRANCE PANEL

POWER SUPPLY

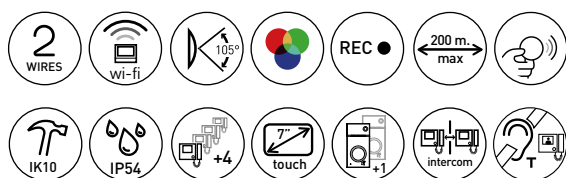

 CLASSE 300  
VIDEO INTERNAL UNIT

# PROFESSIONAL KITS

## VILLA VIDEO KITS



363911



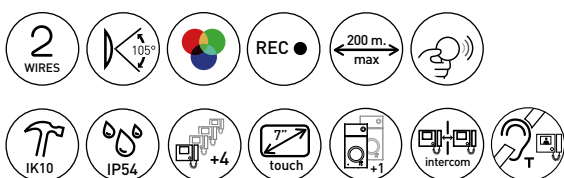
Pack	Item	
		<b>CLASSE 300X13E – LINEA 3000 hands-free video kit with call redirection on smartphone and door lock release key cards</b> One-family handsfree kit with: Classe 300X13E video internal unit in light finish with Wi-Fi, handsfree, Inductive Loop, 7" Touch screen LCD display and video door entry answering machine with call audio/video memory; LINEA 3000 pushbutton panel with zamak front cover, wide angle colour camera and proximity reader and with a kit of coloured key cards and two door lock release clear discs. Can be configured for one-family or two-family installations. It can manage a maximum of 20 key cards (125 KHz) for the electric door lock release (including the one for the system management). Nameplate lit by white LED. Can be wall or flush installed with specific accessories: (350020) flush mounted box with (343061) flush mounted accessory - to be purchased separately. Can be fitted with rainshield (343051) - to be purchased separately. The pushbutton panel has a protection index IP54 - protection index against mechanical impact IK10. Thanks to the Wi-Fi connectivity integrated in the video internal unit, it is possible to associate the device to the Door Entry App (available for Android and iOS). You can manage the main video internal unit functions (receiving calls, opening the door lock, activating the entrance panel/cycling and extra activations). The video internal unit has call audio/video memory and Inductive Loop function (to enable use by people wearing hearing aids fitted with T selector). It has capacitive keys for the control of the main video door entry functions: door lock release, handsfree connection, activation of entrance panel/camera scrolling and Favorite key (can be configured to activate the quick actions most frequently used - eg: staircase lights control, Intercom, additional activations). Access to configuration, adjustments and functions using the touch display with graphic interface. Wall-mounting or table-top installation with specific support (344632) - to be purchased separately.
1	363911	<b>Complete one family kit</b> (Easy switch to two families system by purchasing an additional internal unit - refer to 2 Wires system internal units range).



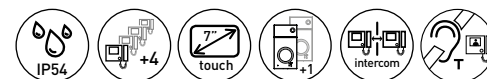
**DOOR ENTRY** is the App which lets you, using your smartphone, manage the video internal unit calls locally and remotely or with a simple touch open the gate, activate the cameras and switch the garden timed lights on. Configuring the App needs just a few steps and, thanks to the BTicino Cloud, the remote connection is totally automated and managed with the maximum level of security.



363611



363511



Pack	Item	CLASSE 300V13M – LINEA 3000 hands-free video kit with door lock release key cards
1	363611	<p>One-family handsfree kit with: Classe 300V13M video internal unit in light finish with , handsfree, Inductive Loop, 7" Touch screen LCD display and video door entry answering machine with call audio/video memory; LINEA 3000 pushbutton panel with zamak front cover, wide angle colour camera and proximity reader and with a kit of coloured key cards and two door lock release clear discs. Can be configured for one-family or two-family installations. It can manage a maximum of 20 key cards (125 KHz) for the electric door lock release (including the one for the system management). Nameplate lit by white LED. Can be wall or flush installed with specific accessories: (350020) flush mounted box with (343061) flush mounted accessory - to be purchased separately. Can be fitted with rainshield (343051) – to be purchased separately. The pushbutton panel has a protection index IP54 - protection index against mechanical impact IK10. The video internal unit has call audio/video memory and Inductive Loop function (to enable use by people wearing hearing aids fitted with T selector).</p> <p>It has capacitive keys for the control of the main video door entry functions: door lock release, handsfree connection, activation of entrance panel/camera scrolling and Favorite key (can be configured to activate the quick actions most frequently used - eg: staircase lights control, Intercom, additional activations).</p> <p>Access to configuration, adjustments and functions using the touch display with graphic interface. Wall-mounting or table-top installation with specific support (344632) - to be purchased separately.</p> <p><b>Complete one family kit</b> (Easy switch to two families system by purchasing an additional internal unit - refer to 2 Wires system internal units range).</p>

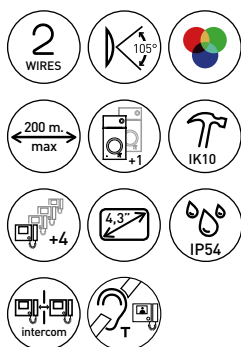
Pack	Item	CLASSE 300V13E – LINEA 3000 hands-free video kit
1	363511	<p>One-family handsfree kit with: Classe 300V13E video internal unit in light finish with , handsfree, Inductive Loop and 7" Touch screen LCD display; LINEA 3000 pushbutton panel with zamak front cover, wide angle colour camera. Can be configured for one-family or two-family installations Nameplate lit by white LED. Can be wall or flush installed with specific accessories: (350020) flush mounted box with (343061) flush mounted accessory - to be purchased separately. Can be fitted with rainshield (343051) – to be purchased separately. The pushbutton panel has a protection index IP54 - protection index against mechanical impact IK10. You can manage the main video internal unit functions (receiving calls, opening the door lock, activating the entrance panel/cycling and extra activations). The video internal unit has Inductive Loop function (to enable use by people wearing hearing aids fitted with T selector).</p> <p>It has capacitive keys for the control of the main video door entry functions: door lock release, handsfree connection, activation of entrance panel/camera scrolling and Favorite key (can be configured to activate the quick actions most frequently used - eg: staircase lights control, Intercom, additional activations).</p> <p>Access to configuration, adjustments and functions using the touch display with graphic interface. Wall-mounting or table-top installation with specific support (344632) - to be purchased separately.</p> <p><b>Complete one family kit</b> (Easy switch to two families system by purchasing an additional internal unit - refer to 2 Wires system internal units range).</p>

# PROFESSIONAL KITS

## VILLA VIDEO KITS



363411



Pack	Item	CLASSE 100V12E – LINEA 3000 hands-free video kit
		One-family handsfree kit with Classe 100V12E handsfree video internal unit and LINEA 3000 pushbutton panel with zamak front cover and wide angle colour camera. Can be configured for one-family or two-family installations. Nameplate lit by white LED. Can be wall or flush installed with specific accessories: (350020) flush mounted box with (343061) flush mounted accessory - to be purchased separately. Can be fitted with rainshield (343051) – to be purchased separately. The pushbutton panel has a protection index IP54 - protection index against mechanical impact IK10. The video internal unit has 4.3" LCD display and Inductive Loop function (to enable use by people wearing hearing aids fitted with T selector). It has keys for: door lock release, handsfree connection, staircase lights control and entrance panel/camera scrolling activation. It also has 4 keys (1 – 2 – 3 – 4) that can be programmed through configuration for the management of additional functions. It is preset for different types of installations, based on the mechanical accessories used - to be purchased separately.
1	363411	<b>Complete one family kit</b> (Easy switch to two families system by purchasing an additional internal unit - refer to 2 Wires system internal units range).



365511

365521



Pack	Item	CLASSE 100V12B – LINEA 2000 handsfree colour kit
		Handsfree kit consisting of: CLASSE 100V12B video internal unit and LINEA 2000 pushbutton panel with colour camera. The video internal unit has 4 keys for: door lock release, handsfree connection, staircase lights control and entrance panel/scrolling activation. Wall-mounted installation of the devices. Possibility of table-top installation of the video internal unit with specific accessory support (to be purchased separately). The push-button panel has a protection index against mechanical impact IK07 and protection index IP54.
1	365511	Complete one-family kit
1	365521	Complete two-family kit

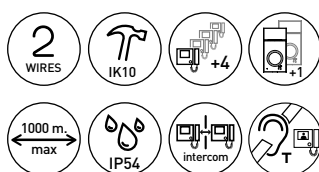


# VILLA AUDIO KITS



361511

Pack	Item	CLASSE 100A12B – LINEA 3000 hands-free audio kit
1	361511	<p>One-family handsfree kit with Classe 100A12B handsfree audio internal unit and LINEA 3000 pushbutton panel with zamak front cover. Can be configured for one-family or two-family installations. Nameplate lit by white LED. Can be wall or flush installed with specific accessories: (350020) flush mounted box with (343061) flush mounted accessory - to be purchased separately. Can be fitted with rainshield (343051) - to be purchased separately. The pushbutton panel has a protection index IP54 - protection index against mechanical impact IK10.</p> <p>The internal unit has keys for: door lock release, handsfree connection, staircase lights control and entrance panel/scrolling activation. Independent adjustment for: bell volume (with call exclusion) and loudspeaker volume.</p> <p>Wall mounted installation with the bracket supplied or table-top installation with support 344552 - to be purchased separately.</p> <p><b>Complete one family kit</b> (Easy switch to two families system by purchasing an additional audio internal unit - refer to 2 Wires system internal units range).</p>



361311

Pack	Item	CLASSE 100A12M – LINEA 3000 handset audio kit
1	361311	<p>One-family audio kit with Classe 100A12M audio internal unit and LINEA 3000 pushbutton panel with zamak front cover. Can be configured for one-family or two-family installations. Nameplate lit by white LED. Can be wall or flush installed with specific accessories: (350020) flush mounted box with (343061) flush mounted accessory - to be purchased separately. Can be fitted with rainshield (343051) - to be purchased separately. The pushbutton panel has a protection index IP54 - protection index against mechanical impact IK10.</p> <p><b>Complete one family kit</b> (Easy switch to two families system by purchasing an additional audio internal unit - refer to 2 Wires system internal units range).</p>

## PROFESSIONAL KITS

### VILLA VIDEO KITS



364211



366811

Pack	Item	AUDIO HANDSFREE - LINEA 2000
1	364211	One-family expandable audio kit with audio handsfree internal unit and LINEA 2000 pushbutton panel. The audio internal unit can manage with (1 – 2) pushbuttons on board two independent contacts (24 Vac/dc – 1 A max.) Entrance panel and internal unit are suitable for wall mounted installation. Expansion possibility using the specific additional handsfree internal unit 331650

Pack	Item	SPRINT L2 – LINEA 2000 AUDIO handset audio kit
		Audio kit with audio handset SPRINT L2 and LINEA 2000 pushbutton panel. 2 WIRE technology. The audio handset has a door lock release pushbutton and a pushbutton that can be configured for auxiliary functions (staircase light switching on, entrance panel activation, call to the switchboard). Devices suitable for wall mounted installation
1	366811	Complete one-family kit
1	366821	Complete two-family kit

## ANALOGUE KITS



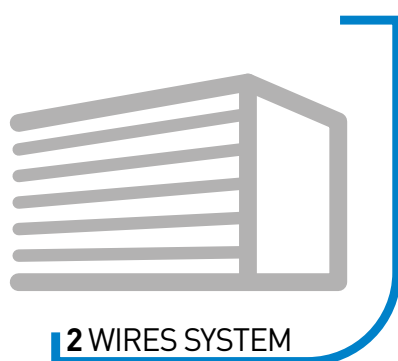
### Audio Kits



Pack	Item	SPRINT - LINEA 2000 AUDIO KIT handset audio kit
1	363811	One-family kit with SPRINT handset and LINEA 2000 pushbutton panel. Analogue technology with 2 wire connection. Devices suitable for wall mounted installation. Expansion possibility using the specific additional handset 331550

Pack	Item	SPRINT - LINEA 2000 AUDIO KIT handset audio kit
		Kit with SPRINT handset and LINEA 2000 pushbutton panel, aluminium finish. Devices suitable for wall mounted installation.
1	363211	Complete one-family kit
1	363221	Complete two-family kit

# 2 wires system



# 2 wires system

## The easiest system offer

The **2 WIRES SYSTEM** is the best technology for those cases when **TIME SAVING** and **EASE of INSTALLATION** are crucial. Thanks to the non polarized 2

wires system it is in fact possible to install, with the same ease, all kinds of systems, from those for single villas to those for apartment complexes.

**This technology is particularly suitable, for example, for:**

## SMALL AND MEDIUM SIZE SYSTEMS




THE VILLA



THE APARTMENT

## RENOVATIONS

The possibility of using existing cables makes it the ideal solution when refurbishing systems.



Remove the old entrance panel being replaced.

Use the two cables already present to connect the new entrance panel.






In addition to the extreme simplicity, the system offers

**VERY GOOD PERFORMANCE**

### SYSTEM MAIN FEATURES

3900	Apartments
3900	Apartment video entrance panels
39	Risers with independent sound mode
5	Handsets per apartment
600 m	Distance between entrance panel and farthest internal unit




2 non-polarized wires for all the system



## THE 2 WIRES SYSTEM

OFFERS A WIDE RANGE OF ENTRANCE PANELS AND INTERNAL UNITS, TO MEET ALL THE CUSTOMER NEEDS.

# THE SYSTEM COMPOSITION



■ Thanks to the use of accessory devices, additional door locks can be activated and/or lights switched on.



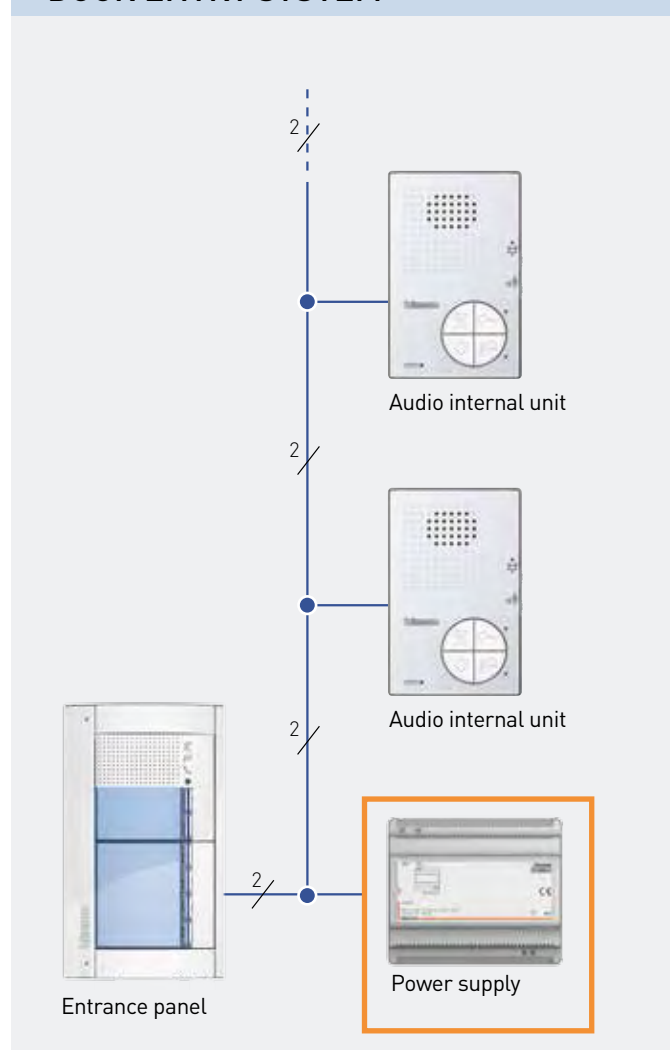
■ In apartment-block systems the switchboard can be used for the management and centralised supervision of the apartment-block services.



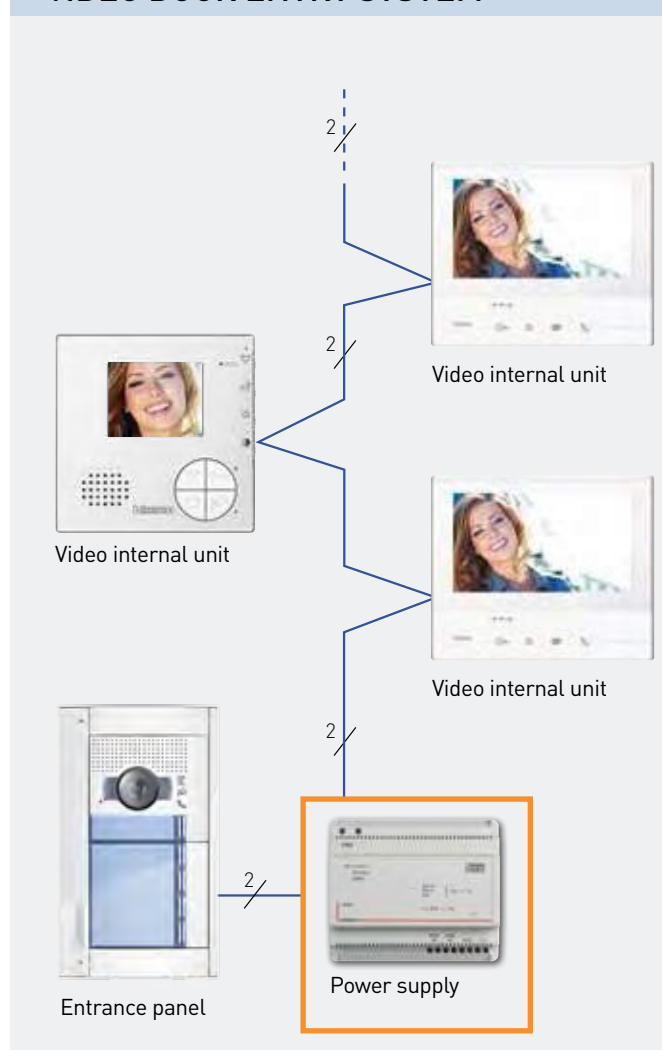
■ In systems with Classe 300X13E connected internal unit, you can manage your door entry system calls and functions with your smartphone thanks to the dedicated Door Entry App.

A few accessory devices are needed to make the 2-WIRE systems, as well as the entrance panels and the internal units and/or video internal units.

## DOOR ENTRY SYSTEM



## VIDEO DOOR ENTRY SYSTEM









# ENTRANCE panels range

LINEA SFERA

LINEA 3000

LINEA 2000

LINEA 100

LINEA 300



## 2 WIRES SYSTEM

### ENTRANCE PANELS

Overview and features

	Linea Sfera New	Linea Sfera Robur	Linea 3000
			
Audio	<input checked="" type="checkbox"/>	<input checked="" type="checkbox"/>	<input checked="" type="checkbox"/>
Colour video	<input checked="" type="checkbox"/>	<input checked="" type="checkbox"/>	<input checked="" type="checkbox"/>
Finishes / Colours	Allmetal Allwhite Allstreet	Zamak Robur	Zamak
Wall mounted installation	<input checked="" type="checkbox"/>	<input checked="" type="checkbox"/>	<input checked="" type="checkbox"/>
Flush mounted installation	<input checked="" type="checkbox"/>	<input checked="" type="checkbox"/>	<input checked="" type="checkbox"/>
Pushbutton call	<input checked="" type="checkbox"/>	<input checked="" type="checkbox"/>	<input checked="" type="checkbox"/>
Digital call	<input checked="" type="checkbox"/>	<input checked="" type="checkbox"/>	<input checked="" type="checkbox"/>
Wide angle camera (1)	<input checked="" type="checkbox"/>	<input checked="" type="checkbox"/>	<input checked="" type="checkbox"/>
Night & Day camera (2)	<input checked="" type="checkbox"/>	<input checked="" type="checkbox"/>	<input checked="" type="checkbox"/>
Control speech synthesis (3)	<input checked="" type="checkbox"/>	<input checked="" type="checkbox"/>	<input checked="" type="checkbox"/>
Door lock release with keypad	<input checked="" type="checkbox"/>	<input checked="" type="checkbox"/>	<input checked="" type="checkbox"/>
Door lock release with key card	<input checked="" type="checkbox"/>	<input checked="" type="checkbox"/>	<input checked="" type="checkbox"/>
Rainshield	<input checked="" type="checkbox"/>	<input checked="" type="checkbox"/>	<input checked="" type="checkbox"/>
Vandal proof	<input checked="" type="checkbox"/>	<input checked="" type="checkbox"/>	<input checked="" type="checkbox"/>
Protection index	IP54	IP54	IP54
Sturdiness index	Up to IK08	IK10	IK10
Max. number of calls	100 with pushbuttons 4000 with digital call	100 with pushbuttons 4000 with digital call	2

(1) Horizontal and vertical wide viewing field. Easy to use for children and differently-abled people.

(2) Night lighting thanks to the IR LED with automatic IR filter. Sharp, perfect images even in limited light conditions.

(3) Inductive loop and control speech synthesis. Use by people wearing hearing aids. Easy to use for visually impaired people.

Linea 2000	Linea 300	Linea 100
		
<input type="checkbox"/>		<input type="checkbox"/>
<input type="checkbox"/>	<input type="checkbox"/>	
Aluminium	Stainless Steel Aluminium	Stainless Steel
<input type="checkbox"/>	<input type="checkbox"/>	<input type="checkbox"/>
	<input type="checkbox"/>	
<input type="checkbox"/>	<input type="checkbox"/>	<input type="checkbox"/>
		<input type="checkbox"/>
		<input type="checkbox"/>
		<input type="checkbox"/>
	<input type="checkbox"/>	
IP54	IP44	IP44
IK07	IK07	IK08
2 (up to 4 calls - audio version only)	32 with pushbuttons 4000 with digital call	8 with pushbuttons 4000 with digital call

2 WIRES SYSTEM  
ENTRANCE PANEL  
SFERA



SFERA NEW

SFERA ROBUR

# TWO STYLES

## ONE ELECTRONIC HEART

### **2-wires simplicity, maximum performance**

Exceptional audio and video performance as well as fast and simple installation can be achieved with 2-wires technology

- Up to 4000 dwellings
- 20 handsets per dwelling
- Up to 96 video entrance panels
- Operable range of 600 m between entrance panel and internal unit



## 2 DESIGNS

### SFERA NEW

A modern and sleek design suitable for residential and commercial developments.



Audio or video pushbutton entrance panel

Call from address book

### SFERA ROBUR

Sturdy materials and optional flush-mounting boxes providing increased safety and preventing removal of the device



Audio or video pushbutton entrance panel

Digital call



## 12 FUNCTIONS

### TRADITIONAL



Basic speaker module



Speaker module



Audio/video module



4 push-buttons module



8 push-buttons module



Nameplate module



Graphic display module

### ADVANCED



Audio/video wide-angle camera module



Night/day wide-angle camera module



Inductive loop and control speech synthesis module

### DOOR LOCK RELEASE



Keypad module



























Badge reader module








































# 2 WIRES SYSTEM

## SFERA NEW

Examples to select parts of the system

FINISHES	INSTALLATION TYPE	FLUSH-MOUNTING BOXES		RAINSHIELDS (OPTIONAL)		FRAMES/PLATES	
	<b>FLUSH-MOUNTING INSTALLATION</b>	Cat.Nos	Pack	Cat.Nos	Pack	Cat.Nos	Pack
<b>Allmetal (silver)</b>  <b>1</b>	 <p>Flush-mounting box</p> <p>Rainshield</p> <p>Frame + surround plate</p> <p>Function modules</p> <p>Front covers</p>	 <b>350010</b> 1 module	1	 <b>35051..</b> 1 module	1	 <b>35021..</b> 1 module	1
		 <b>350020</b> 2 modules	1	 <b>35052..</b> 2 modules	1	 <b>35022..</b> 2 modules	1
		 <b>350030</b> 3 modules	1	 <b>35053..</b> 3 modules	1	 <b>35023..</b> 3 modules	1
<b>Allwhite (white)</b>  <b>2</b>	 <p>Flush-mounting box</p> <p>Rainshield</p> <p>Frame + surround plate</p> <p>Function modules</p> <p>Front covers</p>						
<b>Allstreet (grey)</b>  <b>3</b>	 <p>Surface-mounting box with in-built rainshield</p> <p>Frame + surround plate</p> <p>Function modules</p> <p>Front covers</p>	<b>SURFACE-MOUNTING BOXES</b>		<b>FRAMES/PLATES</b>			
		Cat.Nos		Pack		Cat.Nos	
		<b>SURFACE-MOUNTING INSTALLATION</b>					
		 <b>35061..</b> 1 module		 <b>35064..</b> 4 modules	1	 <b>35021..</b> 1 module	1
		 <b>35062..</b> 2 modules		 <b>35066..</b> 6 modules	1	 <b>35022..</b> 2 modules	1
		 <b>35063..</b> 3 modules		 <b>35069..</b> 9 modules	1	 <b>35023..</b> 3 modules	1

CHOOSE YOUR FINISH: Replace the dots in the Cat. No. with either 1, 2, or 3 to select the desired finish


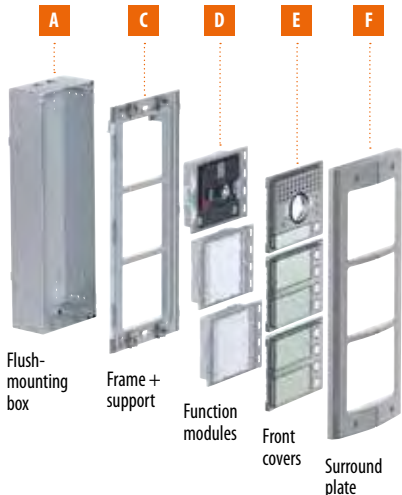



















DIGITAL FUNCTION MODULES			FRONT COVERS					
	Cat.Nos	Pack	Cat.Nos					Pack
Speakers	<div>E</div> <div></div> <div><b>351000</b> Basic speaker module</div> <div>1</div>	<div>F</div> <div>Audio front covers</div> <div><div></div><div><b>35100..</b> Basic speaker module</div></div> <div><div></div><div><b>35101..</b> Basic speaker module 1 push-button</div></div> <div><div></div><div><b>35102..</b> Basic speaker module 2 push-buttons</div></div> <div><div></div><div><b>35104..</b> Basic speaker module 2 push-buttons/double row</div></div> <div><div></div><div><b>35108..</b> Basic speaker module 4 push-buttons/double row</div></div> <div>1</div>					1	
	<div></div> <div><b>351100</b> Speaker module</div> <div>1</div>	<div></div> <div><b>35110..</b> Speaker module</div>	<div></div> <div><b>35111..</b> Speaker module 1 push-button</div>	<div></div> <div><b>35112..</b> Speaker module 2 push-buttons</div>	<div></div> <div><b>35114..</b> Speaker module 2 push-buttons/double row</div>	<div></div> <div><b>35118..</b> Speaker module 4 push-buttons/double row</div>	1	
	<div></div> <div><b>352000</b> 4 push-buttons/ single row</div> <div>1</div>	<div></div> <div><b>35203..</b> 2 push-buttons</div>	<div></div> <div><b>35204..</b> 4 push-buttons</div>				1	
	<div></div> <div><b>352100</b> 8 push-buttons/ double row</div> <div>1</div>	<div></div> <div><b>35216..</b> 6 push-buttons/double row</div>	<div></div> <div><b>35218..</b> 8 push-buttons/double row</div>				1	
<div>E</div>			<div>F</div> <div>Video front covers</div>					
Cameras	<div></div> <div><b>351200</b> Audio/video</div> <div>1</div>	<div></div> <div><b>35120..</b> Audio/video</div>	<div></div> <div><b>35121..</b> Audio/video 1 push-button</div>	<div></div> <div><b>35122..</b> Audio/video 2 push-buttons/double row</div>	<div></div> <div><b>354000</b> Cable for the connection or several push-button modules L= 620 mm</div>		1	
	<div></div> <div><b>351300</b> Audio/video with wide angle camera</div> <div>1</div>	<div></div> <div><b>35130..</b> Audio/video wide angle</div>	<div></div> <div><b>35131..</b> Audio/video wide angle 1 push-button</div>	<div></div> <div><b>35131..</b> Audio/video wide angle 2 push-buttons / double row</div>			1	
	<div></div> <div><b>352400</b> Night/day with wide angle camera</div> <div>1</div>	<div></div> <div><b>35240..</b> Night/day with wide angle camera</div>					1	
<div>E</div>			<div>F</div> <div>Miscellaneous front covers</div>					
Miscellaneous	<div></div> <div><b>352200</b> Name plate</div> <div>1</div>	<div></div> <div><b>35220..</b> Name plate</div>					1	
	<div></div> <div><b>352500</b> Graphic display</div> <div>1</div>	<div></div> <div><b>35250..</b> Graphic display</div>					1	
	<div></div> <div><b>352700</b> Inductive loop and control speech synthesis</div> <div>1</div>	<div></div> <div><b>35270..</b> Inductive loop-speech synthesis</div>					1	
	<div></div> <div><b>353200</b> Badge reader</div> <div>1</div>	<div></div> <div><b>35320..</b> Badge reader</div>					1	
	<div></div> <div><b>353000</b> Keypad</div> <div>1</div>	<div></div> <div><b>35300..</b> Keypad</div>					1	

CHOOSE YOUR FINISH: Replace the dots in the Cat. No. with either 1, 2, or 3 to select the desired finish

# 2 WIRES SYSTEM









































## SFERA ROBUR

Examples to select parts of the system

FINISHES	INSTALLATION TYPE	FLUSH-MOUNTING BOXES		SUPPORT FRAMES		FRAMES/PLATES	
<b>Vandal-resistant (ROBUR)</b> 	FLUSH-MOUNTING INSTALLATION	Cat.Nos	Pack	Cat.Nos	Pack	Cat.Nos	Pack
	 <p>Flush-mounting box</p> <p>Frame + support</p> <p>Function modules</p> <p>Front covers</p> <p>Surround plate</p>	 <b>350110</b> 1 module	1	 <b>350315</b> 1 module	1	 <b>350415</b> 1 module	1
		 <b>350120</b> 2 modules	1	 <b>350325</b> 2 modules	1	 <b>350425</b> 2 modules	1
		 <b>350130</b> 3 modules	1	 <b>350335</b> 3 modules	1	 <b>350435</b> 3 modules	1
	INSTALLATION TYPE	SURFACE-MOUNTING BOXES		SUPPORT FRAMES		FRAMES/PLATES	
	SURFACE-MOUNTING INSTALLATION	Cat.Nos	Pack	Cat.Nos	Pack	Cat.Nos	Pack
	 <p>Surface-mounting box with in-built rainshield</p> <p>Frame + support</p> <p>Function modules</p> <p>Front covers</p> <p>Surround plate</p>	 <b>35061..</b> 1 module	1	 <b>350315</b> 1 module	1	 <b>350415</b> 1 module	1
		 <b>35062..</b> 2 modules	1	 <b>350325</b> 2 modules	1	 <b>350425</b> 2 modules	1
		 <b>35063..</b> 3 modules	1	 <b>350335</b> 3 modules	1	 <b>350435</b> 3 modules	1

(\*) CHOOSE YOUR FINISH: Replace the dots in the Cat. No. with either 1, 2, or 3 to select the desired finish - Refer to SFERA NEW finishes.



DIGITAL FUNCTION MODULES			FRONT COVERS					
	Cat.Nos	Pack	Cat.Nos					Pack
Speakers	<div>E</div> <div></div> <div><b>351000</b> Basic speaker module</div> <div>1</div>	<div>F</div> <div>Audio front covers</div> <div><div></div><div><b>351005</b> Basic speaker module</div></div> <div><div></div><div><b>351015</b> Basic speaker module 1 push-button</div></div> <div><div></div><div><b>351025</b> Basic speaker module 2 push-buttons</div></div> <div><div></div><div><b>351045</b> Basic speaker module 2 push-buttons/double row</div></div> <div><div></div><div><b>351085</b> Basic speaker module 4 push-buttons/double row</div></div> <div>1</div>					1	
	<div></div> <div><b>351100</b> Speaker module</div> <div>1</div>	<div></div> <div><b>351105</b> Speaker module</div> <div></div> <div><b>351115</b> Speaker module 1 push-button</div> <div></div> <div><b>351125</b> Speaker module 2 push-buttons</div> <div></div> <div><b>351145</b> Speaker module 2 push-buttons/double row</div> <div></div> <div><b>351185</b> Speaker module 4 push-buttons/double row</div> <div>1</div>					1	
	<div></div> <div><b>352000</b> 4 push-buttons/ single row</div> <div>1</div>	<div></div> <div><b>352035</b> 2 push-buttons</div> <div></div> <div><b>352045</b> 4 push-buttons</div> <div>1</div>					1	
	<div></div> <div><b>352100</b> 8 push-buttons/ double row</div> <div>1</div>	<div></div> <div><b>352165</b> 6 push-buttons/double row</div> <div></div> <div><b>352185</b> 8 push-buttons/double row</div> <div>1</div>					1	
Cameras	<div>E</div> <div></div> <div><b>351200</b> Audio/video</div> <div>1</div>	<div>F</div> <div>Video front covers</div> <div><div></div><div><b>351205</b> Audio/video</div></div> <div><div></div><div><b>351215</b> Audio/video 1 push-button</div></div> <div><div></div><div><b>351225</b> Audio/video 2 push-buttons / double row</div></div> <div>1</div>					1	
	<div></div> <div><b>351300</b> Audio/video with wide angle camera</div> <div>1</div>	<div><div></div><div><b>351305</b> Audio/video wide angle</div></div> <div><div></div><div><b>351315</b> Audio/video wide angle 1 push-button</div></div> <div><div></div><div><b>351325</b> Audio/video wide angle 2 push-buttons / double row</div></div> <div><div></div><div><b>354000</b> Cable for the connection or several push-button modules L= 620 mm</div></div> <div>1</div>					1	
	<div></div> <div><b>352400</b> Night/day with wide angle camera</div> <div>1</div>	<div></div> <div><b>352405</b> Night/day with wide angle camera</div> <div>1</div>					1	
	Miscellaneous	<div>E</div> <div></div> <div><b>352200</b> Name plate</div> <div>1</div>	<div>F</div> <div>Miscellaneous front covers</div> <div></div> <div><b>352205</b> Name plate</div> <div>1</div>					1
<div></div> <div><b>352500</b> Graphic display</div> <div>1</div>		<div></div> <div><b>352505</b> Graphic display</div> <div>1</div>					1	
<div></div> <div><b>352700</b> Inductive loop and control speech synthesis</div> <div>1</div>		<div></div> <div><b>352705</b> Inductive loop-speech synthesis</div> <div><div></div><div><b>352305</b> Blanking reader</div></div> <div>1</div>					1	
<div></div> <div><b>353200</b> Badge reader</div> <div>1</div>		<div></div> <div><b>353205</b> Badge reader</div> <div>1</div>					1	
<div></div> <div><b>353000</b> Keypad</div> <div>1</div>		<div></div> <div><b>353005</b> Keypad</div> <div>1</div>					1	

## 2 WIRES SYSTEM

### SFERA

#### Electronic modules



351000



351100



351200



351300



352000



352100



352200

Pack	Item	Electronic modules
1	351000	<b>Basic speaker module</b> for the creation of 2 WIRE audio systems. Fitted with loudspeaker and microphone volume adjustment. It manages up to 100 pushbutton calls using additional double row pushbuttons. It can be used for opening an electrical door lock directly connected to the S+ and S- clamps (18 V 4 A impulsive - 250 mA holding current 30 Ohm max) and the connection to a local door lock release pushbutton on the PL clamps. To be completed with surround plate. The device must be physically configured.
1	351100	<b>Speaker module</b> for the creation of 2 WIRE audio & video systems. Fitted with loudspeaker and microphone volume adjustment. It can manage up to 100 pushbutton calls using additional double row pushbutton modules. It can be used for opening an electrical door lock directly connected to the S+ and S- clamps (18 V 4 A impulsive - 250 mA holding current 30 Ohm max) and the connection to a local door lock release pushbutton on the PL clamps. Preset for additional power supply. Fitted with front LEDs for the notification of the operating status: door lock release, communication active, call put through, and system busy. Integrated optic sensor for the switching on of the night backlighting. To be completed with surround plate. The device can be configured either physically or using the PC and the TiSferaDesign software.
1	351200	<b>Audio video module</b> for the installation of 2 WIRE colour video systems. With Colour camera with 1/3" sensor and white LEDs for the lighting of the shooting field. Mist prevention heating resistance. Loudspeaker and Microphone volume adjustments. It can manage up to 98 pushbutton calls using the additional double row pushbutton modules. Horizontal and vertical camera position adjustment, +/- 10° in both directions. It offers the possibility of opening an electrical door lock directly connected to clamps S+ and S- (18 V 4 A impulsive - 250 mA holding current 30 Ohm max) and of connecting a local door lock release pushbutton on clamps PL. Preset for additional power supply. Fitted with front LEDs for the notification of the operating status: door lock release, communication active, call put through, and system busy. Integrated optic sensor for the switching on of the night backlighting. To be completed with surround plate. The device must be configured physically or using a PC and the TiSferaDesign software.

Pack	Item	Electronic modules
1	351300	<b>Wide angle audio/video module</b> for the installation of 2 WIRE colour video systems. With Colour camera with 1/3" sensor and white LEDs for the lighting of the shooting field. Mist prevention heating resistance. Loudspeaker and Microphone volume adjustments. It can manage up to 98 pushbutton calls using the additional double row pushbutton modules. It offers the possibility of opening an electrical door lock directly connected to clamps S+ and S- (18 V 4 A impulsive - 250 mA holding current 30 Ohm max) and of connecting a local door lock release pushbutton on clamps PL. Preset for additional power supply. Fitted with front LEDs for the notification of the operating status: door lock release, communication active, call put through, and system busy. Integrated optic sensor for the switching on of the night backlighting. To be completed with surround plate. The device must be configured physically or using a PC and the TiSferaDesign software
1	352000	<b>Additional 4-pushbutton modules arranged on single column.</b> To be used with speaker modules 351000 - 351100 and audio/video modules 351200 - 351300. Connection using the appropriate multicable supplied. Backlighting of nameplates controlled by the speaker module or the audio/video module connected. To be completed with surround plate
1	352100	<b>Additional 8-pushbutton modules arranged on double column.</b> To be used with speaker modules 351000 - 351100 and audio/video modules 351200 - 351300. Connection using the appropriate multicable supplied. Backlighting of nameplates controlled by the speaker module or the audio/video module connected. To be completed with surround plate
1	352200	<b>Nameplate module</b> normally used for displaying the house number or other notifications (e.g. Legend for calls using digital pushbutton panels, opening/closing times, etc.). Connection using the appropriate multicable supplied. Night backlighting controlled by the speaker module or the audio/video module connected. To be completed with surround plate



2 WIRES SYSTEM



352400



352500



352700



353000



353200



346993









Pack	Item	Electronic modules
1	352400	<b>Night &amp; Day and wide angle camera module</b> for the installation of colour video systems. Fitted with 1/3" sensor with N&D function and automatic removal of the IR filter. IR LED for the lighting of the field of view. Mist prevention heating resistance. Automatic brightness adjustment. Connection to the speaker module (351100) using the multicable supplied. To be completed with surround plate
1	352500	<b>Graphic display module</b> to be used with speaker module 351100 or with audio/video modules 351200 – 351300 (connection using the multicable supplied). It can operate in two modes: call from address book, or digital call. The call from the address book gives the possibility of sending the call by scrolling on the display the names associated to the residents. It is possible to store up to 4000 residents names. Using the keypad module item 353000 it is also possible to directly call the apartment by entering the number corresponding to the resident. The digital call is also performed using the keypad module item 353000 by entering the numerical code. It is recommended that one or more nameplate modules, item 352200, are installed at the side of the pushbutton panel to display the correspondence between the numerical codes and the names of the users. It is possible to program the names in the address book in two different ways: manual inclusion using the pushbuttons of the display module or inclusion using a PC with the TiSferaDesign software installed, by downloading the file to the display module (RECOMMENDED). System power supply cuts do NOT cause the loss of memory data. To be completed with surround plate
1	352700	<b>Inductive loop and control speech synthesis module</b> to be used with the 351100 speaker module or with audio/video modules 351200 - 351300. Enable use by people wearing hearing aids (fitted with T selector) or blind people thanks to the connection status voice message synthesis (call active, call ended, no answer, busy, door open). It is connected to the speaker module using the appropriate multicable supplied. To be completed with surround plate. The device can be configured either physically or using the PC and the TiSferaDesign software

Pack	Item	Electronic modules
1	353000	<b>Keypad module</b> for door lock release, or for the digital call of the apartment (to be used with the display module). It is fitted with relay with contacts (C – NC – NO) and clamps (CP- P1 – P2) for the connection of a local door lock release pushbutton. The numerical code for the opening of the door lock can be programmed using the keypad itself, or using a PC after downloading the module programming file. It also has a programming reset pushbutton and LEDS for the visual notification of the access status. Night backlighting with LEDs. To be completed with surround plate. It is connected to the other modules using the appropriate multicable supplied. The device may also be used as a stand alone unit with independent power supply and operation per la sola apertura serratura. Configuration performed using physical configurators, or a PC with the TiSferaDesign software installed
1	353200	<b>RFID badge reader module</b> for the release of the door lock by swiping the badge. It manages up to 20000 badges. It's fitted with relay contacts (C – NO - NC) and clamps (CP - P1 - P2) for the connection of a local door release pushbutton. The badge for the release of the door lock can be programmed from the module itself, or using a PC after downloading the module programming file. It also has a programming reset pushbutton and LEDS for the visual notification of the access status. Night backlighting a LEDs. To be completed with surround plate. It is connected to the other modules using the appropriate multicable supplied. The device may also be used as a stand alone unit with independent power supply and operation. Configuration performed using physical configurators, or a PC with the TiSferaDesign software installed
1	346993	<b>Expander pushbutton module</b> that gives the possibility of connecting call pushbuttons to the SFERA speaker modules (items 351000; 351100; 351200; 351300). Each module can manage up to 8 call pushbuttons. It is possible to connect several expander pushbutton modules (max 96 call pushbuttons for each Entrance Panel)

## 2 WIRES SYSTEM

### SFERA NEW AUDIO








#### Examples of compositions with speaker module, item 351100

		FLUSH MOUNTED BOXES			FRAME + SURROUND PLATE			ELECTRONIC MODULES		
										
PUSHBUTTONS ON SINGLE ROW	No. of calls	350010	350020	350030	35021..	35022..	35023..	351100	352000	
	1	1			1			1		
	2	1			1			1		
	3		1			1		1	1	
	4		1			1		1	1	
	5		1			1		1	1	
	6		1			1		1	1	
	7			1			1	1	2	
	8			1			1	1	2	
	9			1			1	1	2	
	10			1			1	1	2	
PUSHBUTTONS ON DOUBLE ROW	11		1			1		1		
	12		1			1		1		
	13			1			1	1		
	14			1			1	1		
	15			1			1	1		
	16			1			1	1		
	17			1			1	1		
	18			1			1	1		
	19			1			1	1		
	20			1			1	1		

(\*) - the speaker module is also available in the basic version (351000), with appropriate front covers.

**NOTE:** the double pushbutton row solution makes it possible to install systems with up to 20 call pushbuttons using only one flush mounted box.

#### Digital call audio composition with display module 352500 and keypad 353000




		FLUSH MOUNTED BOXES		FRAME + SURROUND PLATE		ELECTRONIC MODULES			
									
		350020	350030	35022..	35023..	351100	352500	353000	
without keypad		1		1		1	1		
with keypad			1		1	1	1	1	

**NOTE:** the display module item 352500 provides storage for up to 4000 residents names.



# AUDIO + PUSHBUTTON CALL FRONT COVERS

AUDIO + PUSHBUTTON CALL FRONT COVERS										
8 pushbuttons										
										
352100	35110..	35111..	35112..	35203..	35204..	35114..	35118..	35216..	35218..	
		1								
			1							
	1				1					
	1					1				
		1				1				
			1			1				
	1				1	1				
	1					2				
		1				2				
			1			2				
				1		2				
1							1			1
1							1			1
2	1							1		1
2	1							1		1
2	1									2
2	1									2
2						1				2
2						1				2
2							1			2
2							1			2

FRONT COVERS			
			
35110..	35250..	35300..	
1	1		
1	1	1	

## KEYPAD COLOUR RANGE

Replace the dots in the item code with the number corresponding to the desired colour



1. Allmetal 2. Allwhite 3. Allstreet













## WARNING

- Add to the system composition any configurators needed.
- As an alternative to using the flush mounted boxes indicated, installation is also possible using wall mounted boxes with rainshield, available in different modularities (see catalogue).
- 1 to 9 module rainshields are available on request (see catalogue).
- The shown compositions are examples. IT is however possible to install compositions with pushbuttons on single or double rows depending on needs.

## 2 WIRES SYSTEM

### SFERA ROBUR AUDIO








#### Examples of compositions with speaker module, item 351100

		FLUSH MOUNTED BOXES WITH TEARING PROTECTION			SUPPORT FRAME			ELECTRONIC MODULES				
												
PUSHBUTTONS ON SINGLE ROW	No. of calls	350110	350120	350130	350315	350325	350335	351100	352000	352100	351105	
	1	1			1			1				
	2	1			1			1				
	3		1			1		1	1		1	
	4		1			1		1	1		1	
	5		1			1		1	1			
	6		1			1		1	1			
	7			1			1	1	2		1	
	8			1			1	1	2		1	
	9			1			1	1	2			
	10			1			1	1	2			
PUSHBUTTONS ON DOUBLE ROW	11		1			1		1		1		
	12		1			1		1		1		
	13			1			1	1		2	1	
	14			1			1	1		2	1	
	15			1			1	1		2	1	
	16			1			1	1		2	1	
	17			1			1	1		2		
	18			1			1	1		2		
	19			1			1	1		2		
	20			1			1	1		2		

(\*) - the speaker module is also available in the basic version (351000), with appropriate front covers.

**NOTE:** the double pushbutton row solution makes it possible to install systems with up to 20 call pushbuttons using only one flush mounted box.

#### Digital call audio composition with display module 352500 and keypad 353000

		FLUSH MOUNTED BOX WITH TEARING PROTECTION		FRAME		ELECTRONIC MODULES			
									
		350120	350130	350325	350335	351100	352500	353000	
without keypad		1		1		1	1		
with keypad			1		1	1	1	1	

**NOTE:** the display module item 352500 provides storage for up to 4000 residents names.



## AUDIO + PUSHBUTTON CALL FRONT COVERS

## SURROUND PLATE

	1								1		
		1							1		
			1							1	
				1						1	
	1			1						1	
		1		1						1	
			1	1							1
				2							1
	1			2							1
		1		2							1
						1		1		1	
						1		1		1	
							1	1			1
							1	1			1
								2			1
								2			1
					1			2			1
					1			2			1
						1		2			1
						1		2			1

## FRONT COVERS

## SURROUND PLATE

	1	1		1	
	1	1	1		1









**WARNING**

- Add to the system composition any configurators needed.
- In alternative to flush mounted steel boxes with tearing protection, it is also possible to use plastic flush mounted boxes, items 350010, 350020, and 350030.
- SFERA ROBUR can be wall mounted using the specific boxes with built-in rainshield, available in several modularities (see catalogue).
- 1 to 9 module rainshields are available on request (see catalogue).
- The shown compositions are examples. It is however possible to install compositions with pushbuttons on single or double rows depending on needs.

## 2 WIRE SYSTEM









### SFERA NEW VIDEO

Examples of composition with wide angle Night and Day camera module, item 352400

		FLUSH MOUNTED BOXES		FRAME + SURROUND PLATE		ELECTRONIC MODULES				
										
PUSHBUTTONS ON SINGLE ROW	No. of calls	350020	350030	35022..	35023..	352400	351100	352000	352100	
	1	1		1		1	1			
	2	1		1		1	1			
	3		1		1	1	1	1		
	4		1		1	1	1	1		
	5		1		1	1	1	1		
	6		1		1	1	1	1		
PUSHBUTTONS ON DOUBLE ROW	7		1		1	1	1		1	
	8		1		1	1	1		1	
	9		1		1	1	1		1	
	10		1		1	1	1		1	
	11		1		1	1	1		1	
	12		1		1	1	1		1	
	13	2		2		1	1		2	
	14	2		2		1	1		2	
	15	2		2		1	1		2	
	16	2		2		1	1		2	
	17	2		2		1	1		2	
	18	2		2		1	1		2	
	19	2		2		1	1		2	
	20	2		2		1	1		2	

For the connection of modules installed side by side, cable item 354000 (L=620 mm) must be used

### Digital call video composition with display module 352500 and keypad 353000











		FLUSH MOUNTED BOXES		FRAME + SURROUND PLATE		ELECTRONIC MODULES				
										
		350030	350010	35023..	35021..	352400	351100	352500	353000	
without keypad		1		1		1	1	1		
with keypad		1	1	1	1	1	1	1	1	

**NOTE:** the display module item 352500 provides storage for up to 4000 residents names.









## CAMERA + AUDIO PUSHBUTTON FRONT COVERS

										
	35240..	35110..	35111..	35112..	35203..	35204..	35114..	35118..	35216..	35218..
	1		1							
	1			1						
	1	1			1					
	1	1				1				
	1			1	1					
	1			1		1				
	1	1								1
	1	1								1
	1						1			1
	1						1			1
	1							1		1
	1							1		1
	1	1							1	1
	1	1							1	1
	1	1								2
	1	1								2
	1						1			2
	1						1			2
	1							1		2
	1							1		2

## FRONT COVERS

				
	35240..	35110..	35250..	35300..
	1	1	1	
	1	1	1	1

KEYPAD  
COLOUR RANGE

Replace the dots in the item code with the number corresponding to the desired colour



1. Allmetal 2. Allwhite 3. Allstreet












**WARNING**

- Add to the system composition any configurators needed (software configuration using TiSferaDesign recommended).
- As an alternative to using the flush mounted boxes indicated, installation is also possible using wall mounted boxes with rainshield, available in different modularities (see catalogue).
- 1 to 9 module rainshields are available on request (see catalogue).
- The shown compositions are examples. It is however possible to install compositions with pushbuttons on single or double rows depending on needs.

## 2 WIRE SYSTEM









### SFERA ROBUR VIDEO

Examples of composition with wide angle Night and Day camera module, item 352400

		FLUSH MOUNTED BOXES WITH TEARING PROTECTION		SUPPORT FRAME		ELECTRONIC MODULES						
												
PUSHBUTTONS ON SINGLE ROW	No. of calls	350120	350130	350325	350335	352400	351100	352000	352100	352405	351105	
	1	1		1		1	1			1		
	2	1		1		1	1			1		
	3		1		1	1	1	1		1	1	
	4		1		1	1	1	1		1	1	
	5		1		1	1	1	1		1		
	6		1		1	1	1	1		1		
PUSHBUTTONS ON DOUBLE ROW	7		1		1	1	1		1	1	1	
	8		1		1	1	1		1	1	1	
	9		1		1	1	1		1	1		
	10		1		1	1	1		1	1		
	11		1		1	1	1		1	1		
	12		1		1	1	1		1	1		
	13	2		2		1	1		2	1	1	
	14	2		2		1	1		2	1	1	
	15	2		2		1	1		2	1	1	
	16	2		2		1	1		2	1	1	
	17	2		2		1	1		2	1		
	18	2		2		1	1		2	1		
	19	2		2		1	1		2	1		
	20	2		2		1	1		2	1		

For the connection of modules installed side by side, cable item 354000 (L=620 mm) must be used

### Digital call video composition with display module 352500 and keypad 353000











		FLUSH MOUNTED BOX		FRAME		ELECTRONIC MODULES				
										
		350130	350110	350335	350315	352400	351100	352500	353000	
without keypad		1		1		1	1	1		
with keypad		1	1	1	1	1	1	1	1	

**NOTE:** the display module item 352500 provides storage for up to 4000 residents names.









## CAMERA + AUDIO PUSHBUTTON FRONT COVERS

## SURROUND PLATE

										
	351115	351125	352035	352045	351145	351185	352165	352185	350425	350435
	1								1	
		1							1	
			1							1
				1						1
		1	1							1
		1		1						1
								1		1
								1		1
					1			1		1
					1			1		1
						1		1		1
						1		1		1
							1	1	2	
							1	1	2	
								2	2	
								2	2	
					1			2	2	
					1			2	2	
						1		2	2	
						1		2	2	

## FRONT COVERS

## SURROUND PLATE

						
	352405	351105	352505	353005	350435	350415
	1	1	1		1	
	1	1	1	1	1	1

**WARNING**

- Add to the system composition any configurators needed (software configuration using TISferaDesign recommended).
- In alternative to flush mounted steel boxes with tearing protection, it is also possible to use plastic flush mounted boxes, items 350020 - 350030.
- SFERA ROBUR can be wall mounted using the specific boxes with built-in rainshield, available in several modularities (see catalogue).
- 1 to 9 module rainshields are available on request (see catalogue).
- The shown compositions are examples. IT is however possible to install compositions with pushbuttons on single or double rows depending on needs.

# LINEA 3000 entrance panel

## ONE entrance panel for every NEED

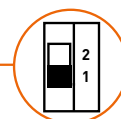
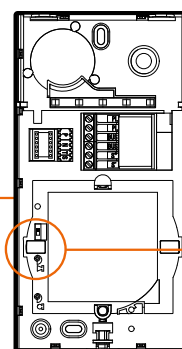
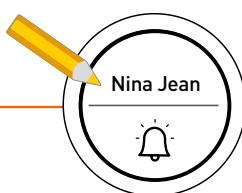
**LINEA 3000** can be configured both for 1 and 2 family house



### ONE FAMILY HOUSE



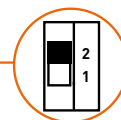
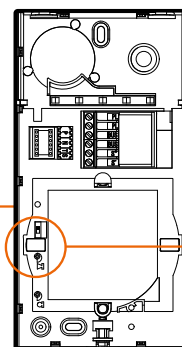
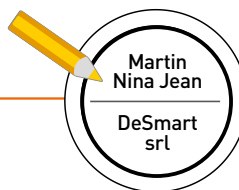
- Write the name on the one family nameplate label (supplied with the product).
- Set the internal micro-switch on position 1.



### TWO FAMILY HOUSE



- Replace the nameplate label with the two family one (supplied with the product).
- Write the names on the two family nameplate label
- Set the internal micro-switch on position 2.



### LINEA 3000 inside of the new professional kits

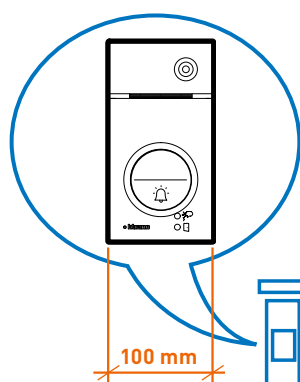
For **ONE FAMILY** house installation, you have to buy only the kit and all you need is inside it.

For **TWO FAMILY** house installation, you have to buy the kit + an additional 2 wires internal unit. (refer to 2 wires system internal units range).

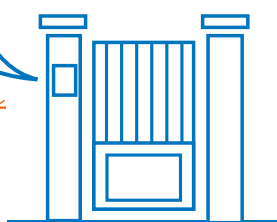




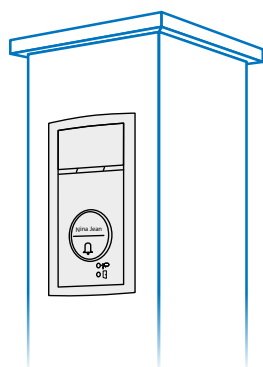
# HIGH installation flexibility



100 mm width  
Suitable for **POLE INSTALLATION**

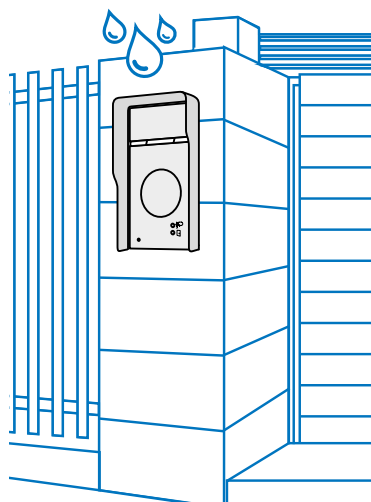


**LINEA 3000** is sold for wall mounting installation but with the dedicated **(350020 + 343061) ACCESSORIES** (to be purchased separately), you can use the entrance panel for **FLUSH MOUNTING INSTALLATION**.



Ideal for renovations.....you can reuse the existing flush mounted box.  
Same 2 Modules Tersystem and SFERA flush mounting box.


**LINEA 3000** can be wall mounted with the dedicated **(343051) RAINSHIELD ACCESSORY** (to be purchased separately).



# LINEA 3000 entrance panel

## The **NEW** entrance panels range dedicated to **VILLA STANDARD**

HIGH LEVEL APPLICATIONS



**branded**  
quality




**refined**  
detailing

**Modern aesthetics**  
feeling of quality



**floating**  
effect



**hidden**  
technology



**high relevance**  
on interaction

**robustness**  
Zamak finishes



Weatherproof  
(IP 54) protection degree



Robustness  
(IK 10) protection degree

# Unique **DESIGN** and robust **PERCEPTION**

Same look and ergonomics for all available versions:



**LINEA 3000** video  
with door lock  
release badge

**343091**



**LINEA 3000**  
video

**343081**



**LINEA 3000**  
audio

**343071**

## Advanced **FUNCTIONS**

### Wide angle camera

Horizontal and vertical wide viewing field. Easy to use for children and differently-abled People.



### Door lock release

Door lock release with coloured badges or clear discs. Additional safe and comfort for all the residents.



## 2 WIRES SYSTEM

### ENTRANCE PANEL

#### LINEA 3000



343091



343081



343071



348260



348261

Pack	Item	LINEA 3000 Video entrance panel with door lock release proximity reader
1	343091	Wall mounted 2-Wires video pushbutton panel with Zamak front cover, wide angle colour camera and proximity reader. Fitted with white LED for the lighting of the shooting field in low light conditions. Can be set up for one or two family installation. It provides the possibility of opening an electrical door lock connected directly to clamps S+ and S- (18 V 4 A impulsive, 250 mA holding current, 30 ohm max). Can manage a maximum of 20 badges (125 KHz) for electrical door opening (master system badge included). White LED backlight name plate. Protection degree IP54 – protection against mechanical impact IK10. Supplied 1 set of door opening badges made up of : 6 coloured badges and 2 clear discs.

Pack	Item	LINEA 3000 Video entrance panel
1	343081	Wall mounted 2-Wires video pushbutton panel with Zamak front cover and wide angle colour camera.. Fitted with white LED for the lighting of the shooting field in low light conditions. Can be set up for one or two family installation. It provides the possibility of opening an electrical door lock connected directly to clamps S+ and S- (18 V 4 A impulsive, 250 mA holding current, 30 ohm max). White LED backlight name plate. Protection degree IP54 – protection against mechanical impact IK10.

Pack	Item	LINEA 3000 Audio entrance panel
1	343071	Wall mounted 2-Wires pushbutton panel with Zamak front cover. Can be set up for one or two family installation. It provides the possibility of opening an electrical door lock connected directly to clamps S+ and S- (18 V 4 A impulsive, 250 mA holding current, 30 ohm max). White LED backlight name plate. Protection degree IP54 – protection against mechanical impact IK10.

Pack	Item	Door lock release badge and clear discs
1	348260	Set made up of 6 coloured badges which can be programmed to open the door
1	348261	Set made up of 2 programmable clear discs which can be programmed to open the door





343051



343061



350020

Pack	Item	LINEA 3000 Rainshield accessory
1	343051	Rainshield roof accessory for Linea 3000 (343071 – 343081 – 343091) entrance panels. To be purchased separately.

Pack	Item	LINEA 3000 Flush mounting accessory + plastic box
1	343061	Flush mounting frame accessory for Linea 3000 (343071 – 343081 – 343091) entrance panels. To be purchased separately.
1	350020	Plastic box suitable for the flush mounting installation of Linea 3000 entrance panels (343071 – 343081 – 343091) together with the specific frame accessory 343061. To be purchased separately.



# 2 WIRES SYSTEM ENTRANCE PANEL LINEA 2000



343031



343032



342911



342921



342931



342941

Pack	Item	Wall mounted colour video entrance panel
1	343031	2 WIRE video pushbutton panel with a call key and colour camera. Fitted with white LEDs for the lighting of the shooting field in low light conditions. Aluminium front cover. Nameplate lit by green LED
1	343032	As item 343031, but with 2 call pushbuttons

Pack	Item	Wall mounted audio entrance panel
1	342911	2 WIRE audio pushbutton panel with one call pushbutton for wall mounted installation. Aluminium front cover. Nameplate lit by green LED
1	342921	As item 342911, but with 2 call pushbuttons
1	342931	As item 342911, but with 3 call pushbuttons
1	342941	As item 342911, but with 4 call pushbuttons



# LINEA 100



343101



343102



343100

Pack	Item	Pushbuttons audio entrance panel
1	343101	2 WIRE audio pushbutton panel with 4 call pushbuttons for wall mounted installation. It's fitted with rainshield and internal contact (C - NO - NC) for the connection of an electrical door lock or external actuator (for the power supply to the electrical door lock allow for the installation of auxiliary transformer item 336482). Connections (PL) for a local door lock release pushbutton
1	343102	2 WIRE audio pushbutton panel with 8 call pushbuttons for wall mounted installation. It's fitted with rainshield and internal contact (C - NO - NC) for the connection of an electrical door lock or external actuator (for the power supply to the electrical door lock allow for the installation of auxiliary transformer item 336482). Connections (PL) for a local door lock release pushbutton

Pack	Item	Digital call audio entrance panel
1	343100	2 WIRE AUDIO digital call pushbutton panel for wall mounted installation. The device consists of a pushbutton panel with 16 keys and a digital display showing the operating status. Using previously saved numerical (SCS addresses) or alphanumeric (logical addresses) codes, it is possible to call the internal units, and for the residents to release the door lock using a dedicated numerical code. The pushbutton panel manages up to 4000 internal unit addresses (from 0 to 3999), as well as the direct call to the 2 WIRE switchboard. It's fitted with rainshield and internal contact (C - NO - NC) for the connection of an electrical door lock or external actuator (for the power supply to the electrical door lock allow for the installation of auxiliary transformer item 336482). Connections (PL) for a local door lock release pushbutton



## 2 WIRES SYSTEM

### ENTRANCE PANEL

#### LINEA 300



308001  
308011



308002  
308012



308003  
308013



308004  
308014



308022

Pack	Item	Aluminium finish pushbutton panel
1	308001	Monobloc vandal-resistant 2 WIRE video pushbutton panel for 2 and 4 calls with aluminium finish. The item code includes: flush mounted box, frame, colour video and audio electronic module, prewired pushbutton module/s. Presetting for the mounting of transponder reader or key switch. Backlit call keys. Visual and sound notifications of the communication status for: call active, system busy, door lock status
1	308002	As item 308001 but for up to 8 calls
1	308003	As item 308001 but for up to 12 calls
1	308004	As item 308001 but for up to 20 calls
1	308005	As item 308001 but for up to 32 calls

Pack	Item	Wall mounted boxes
1	308021	Wall mounted box for pushbutton panels, items 308001-308011
1	308022	Wall mounted box for pushbutton panels, items 308002-308012
1	308023	Wall mounted box for pushbutton panels, items 308003-308013
1	308024	Wall mounted box for pushbutton panels, items 308004-308014
1	308025	Wall mounted box for pushbutton panels, items 308005-308015

Pack	Item	Stainless steel finish pushbutton panel
1	308011	Monobloc vandal-resistant 2 WIRE video pushbutton panel for 2 and 4 calls with stainless steel finish. The item code includes: flush mounted box, frame, colour video and audio electronic module, prewired pushbutton module/s. Presetting for the mounting of transponder reader or key switch. Backlit call keys. Visual and sound notifications of the communication status for: call active, system busy, door lock status
1	308012	As item 308011 but for up to 8 calls
1	308013	As item 308011 but for up to 12 calls
1	308014	As item 308011 but for up to 20 calls
1	308015	As item 308011 but for up to 32 calls





308040



308026



Pack	Item	Digital call entrance panel
1	308040	Monobloc vandal-resistant 2 WIRE digital call video pushbutton panel (in stainless steel), flush mounted or wall mounted installation (with specific box item 308026 sold separately). The item includes: flush mounted vandal-resistant steel box, audio and video module with wide angle colour camera, integrated graphic display, and alphanumeric keypad for direct apartment call, fast address book search, and door lock release using a code. Presetting for the installation of a T25 Vigik reader, or a key switch. Backlit display and BLUE keys. It is possible to store up to 4000 residents names. Visual, sound, or control speech synthesis communication status notification, for example: call active, system busy, door lock status. Direct control of an electric door lock 18V-4A impulsive, 250 mA holding current (30 ohm max). System power supply cuts do NOT cause the loss of memory data. Selectable display menu languages are: Italian, English and French. The device can be configured physically or using a PC with the specific software, which can be downloaded free of charge from <a href="http://www.homesystems-legrandgroup.com">www.homesystems-legrandgroup.com</a>
1	308026	Wall mounted box for digital call entrance panel 308040



**CLASSE 100 V12B**



**CLASSE 100 A12B**



# INTERNAL UNITS RANGE

CLASSE 300

CLASSE 100

SPRINT L2

## 2 WIRES SYSTEM







### INTERNAL UNITS

Overview and features

	Classe 300X13E	Classe 300V13M	Classe 300V13E	Classe 100V12E
				
Audio				
Colour video	■	■	■	■
Handsfree	■	■	■	■
Finishes / Colours	Light finish Dark finish	Light finish	Light finish Dark finish	White
Display	LCD Touch Screen 7"	LCD Touch Screen 7"	LCD Touch Screen 7"	LCD 4,3"
Memory function	■	■		
Call redirection on smartphone	■			
Energy consumption display function				
Door lock release	■	■	■	■
Staircase light control	■	■	■	■
Scrolling EP activation	■	■	■	■
Intercom (1)	■	■	■	■
Inductive loop (2)	■	■	■	■
Professional studio function	■	■	■	■
Note / message function	■	■	■	
Type of installation	Wall mounted Table-top installation	Wall mounted Table-top installation	Wall mounted Table-top installation	Wall mounted Flush mounted Table-top install.

(1) The intercom function allows for up to 3-minute communication between and among video door entry systems in the same apartment / in different apartments.

(2) Use by people wearing hearing aids fitted with (T) selector.

Classe 100X12B	Classe 100V12B	Classe 100A12B	Classe 100A12M	Classe 100A12C	Sprint L2
					
White	White	White	White	White	White
LCD 4,3"	LCD 3,5"				
Wall mounted Flush mounted Table-top install.	Wall mounted Table-top installation	Wall mounted Table-top installation	Wall mounted Table-top installation	Wall mounted Table-top installation	Wall mounted



2 WIRES SYSTEM  
INTERNAL UNITS  
CLASSE 300



CLASSE 300X13E  
MODERN  
**CONNECTED**  
SIMPLE

## The facility of BTicino 2 wires technology with the advantage of the connection for more functions and extra services

CLASSE 300X13E is the new connected video internal unit which combines modernity and innovation thanks to the communication between smartphone and video internal unit. The integrated Wi-Fi connectivity allows the connection with your smartphone and, thanks to the dedicated App, you can manage the video door

entry calls in an innovative and functional way. Featuring a wide 7" Touch Screen display, it is ideal for all clients who care about technology and innovation, thanks to its unique design.



### Always in contact with your home.

The possibility of managing the different functions using a smartphone is added to the installation simplicity offered by the CLASSE 300X13E. Both inside and outside the home you will be able to manage calls, open the gate, activate the camera or operate the timed garden lights... Everything with a simple touch.

## 2 WIRES SYSTEM INTERNAL UNITS CLASSE 300



### 2 wires standard installation


Thanks to the integrated Wi-Fi connectivity, Classe 300X13E does not require work on the walls and follows the **same installation rules** as a “normal” 2 wires video internal unit.



# THE ADVANTAGES

## CLASSE 300X13E DOES NOT CHANGE THE INSTALLATION RULES

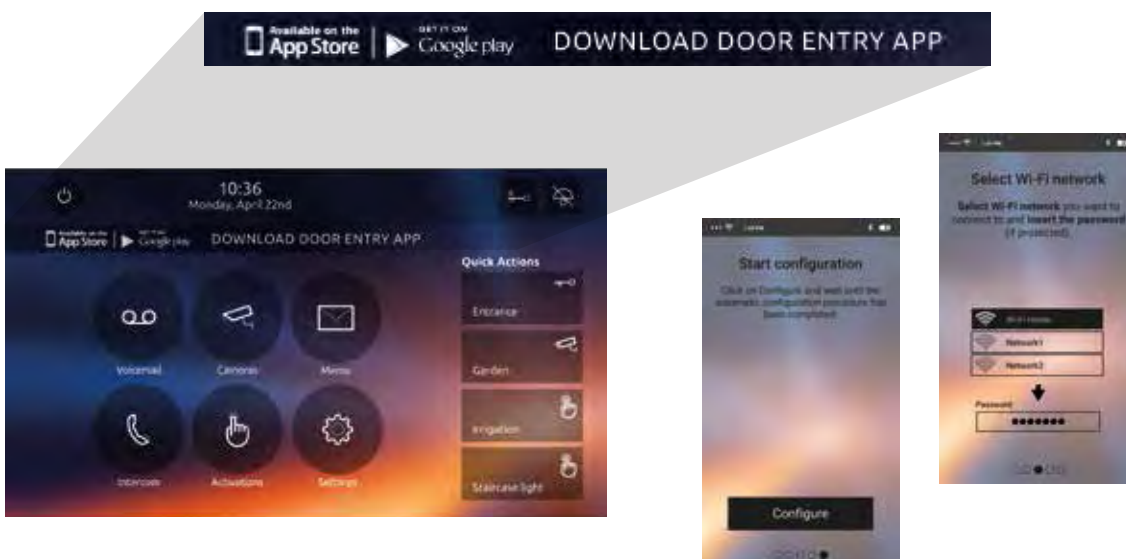
**Forget installation complexity and configuring an Ethernet network and keep the simplicity of 2 wires connection. Everything stays the same thanks to the Wi-Fi technology integrated in the video internal unit.**



## Simple and intuitive configuration

The configuration requires no IT skills. You must only configure the classic 2 wires system parameters (entrance panel and internal unit SCS addresses, etc.). Your customer manages all the configurations

of the Wi-Fi network and the App independently and intuitively. If necessary he can call the BTicino after-sales service directly by means of the Help button integrated in the application.



## 2 WIRES SYSTEM

### INTERNAL UNITS

#### CLASSE 300



344642



344643



Pack	Item	CLASSE 300X13E Connected video internal units
1	344642	2 wire/Wi-Fi handsfree video internal unit with inductive loop, 7" Touch Screen LCD display and video door entry answering machine with call audio/video memory – light finish. It has capacitive keys for the control of the main video door entry functions: door lock release, handsfree connection, entrance panel activation /camera scrolling and Favorite key (can be configured to activate the quick actions most frequently used - eg: staircase lights control, Intercom, additional activations). Tactile guide for easy access to door lock and handsfree capacitive connection keys. LEDs used for: call exclusion, notification of messages from switchboard and note. Access to adjustments and functions using the touch display. NOTE function - for writing using the keypad, or for voice recording of messages and/or notes for the other residents of the apartment (e.g.: call plumber, do the shopping, etc.). Possibility of voice communication with the switchboard - if present in the system - after a specific call. The device must be configured by physically connecting the configurators, or using the menu, which will give better possibilities of customisation of associated functions and texts. Also, thanks to the Wi-Fi connection, you can associate the video internal unit to the Door Entry App (available for Android and iOS). You can manage the main video internal unit functions (receiving calls, opening the door lock, activating the entrance panel/cycling and extra activations).
1	344643	As item 344642, but dark finish



DOOR ENTRY is the App which lets you, using your smartphone, manage the video internal unit calls locally and remotely or with a simple touch open the gate, activate the cameras and switch the garden timed lights on. Configuring the App needs just a few steps and, thanks to the BTicino Cloud, the remote connection is totally automated and managed with the maximum level of security.





344622



344612



344613



346020



344622



346803

Pack	Item	CLASSE 300V13M video internal units with memory
1	344622	2 WIRE handsfree video internal unit with inductive loop, 7" colour Touch Screen LCD display and video door entry answering machine with call audio/video memory – light finish. It has touch sensitive keys for the control of the main video door entry functions: door lock release, handsfree connection, entrance panel/scrolling activation and favorite key (can be configured to activate the quick actions most frequently used - eg: staircase lights control, intercom, additional activations). Tactile guide for easy access to door lock and handsfree capacitive connection keys. LEDs used for: call exclusion, notification of messages from switchboard and memo. Access to adjustments and functions using the touch display. NOTE function - for writing using the keypad or for voice recording of messages and/or notes for the other residents of the apartment (e.g.: call plumber, do the shopping, etc.). The device must be configured by physically connecting the configurators, or using the menu, which will give better possibilities of customisation of associated functions and texts. 16 different ringtones available. Wall mounted installation using the bracket supplied and table-top installation (with support 344632) to be purchased separately.

Pack	Item	CLASSE 300V13E video internal units
1	344612	2 WIRE handsfree video internal unit with inductive loop and 7" colour Touch Screen LCD display – light finish. It has touch sensitive keys for the control of the main video door entry functions: door lock release, handsfree connection, entrance panel/scrolling activation and favorite key (can be configured to activate the quick actions most frequently used - eg: staircase lights control, intercom, additional activations). Tactile guide for easy access to door lock and handsfree capacitive connection keys. LEDs used for: call exclusion, notification of messages from switchboard and memo. Access to adjustments and functions using the touch display. NOTE function - for writing using the keypad, or for voice recording of messages and/or notes for the other residents of the apartment (e.g.: call plumber, do the shopping, etc.). The device must be configured by physically connecting the configurators, or using the menu, which will give better possibilities of customisation of associated functions and texts. 16 different ringtones available. Wall mounted installation using the bracket supplied and table-top installation (with support 344632) to be purchased separately.
1	344613	As item 344612, but dark finish
1	346020	<b>2 DIN additional power supply</b> Additional 2 DIN power supply to be used to locally supply all Classe 300 video internal units in multi-family systems.
1	344632	<b>Accessories for table top installation</b> Accessory support for the table top installation of all the Classe 300 range internal units.
1	336803	8 – Way cable with connector for the table top installation connection.

# 2 WIRES SYSTEM

## INTERNAL UNITS

### CLASSE 100



344522



344602



344502

Pack	Item	CLASSE 100V12E handsfree video internal unit
1	344522	2 WIRE handsfree colour video internal unit with inductive loop, preset for different types of installations, depending on the accessories used: wall mounted, flush mounted, table mounted, with side-by-side handset, and tilted, both when wall mounted and when flush mounted. It has a 4.3" (16:9) colour LCD display. Keys available: entrance panel/scrolling activation, door lock release, staircase lights control, handsfree connection and 4 configurable keys. Depending on the configurators connected to (M), the 4 configurable keys will perform different functions (e.g. Intercom, additional door lock activation, generic activations). LEDs used for: call exclusion, door status, connection with the entrance panel. Possibility of audio and ringtone volume adjustment (with call exclusion), as well as display colour, brightness, and contrast adjustment, using the appropriate rocker keys, after accessing the menu using the dedicated keys. 16 different ringtones available For wall mounted installation, the bracket supplied must be used. For all other types of installation, the appropriate accessories must be purchased separately. The device must be configured
1	344602	<b>CLASSE 100X12B handsfree video internal unit</b> 2 WIRE handsfree colour video internal unit with inductive loop, preset for different types of installations, depending on the accessories used: wall mounted, flush mounted, table mounted, with side-by-side handset, and tilted, both when wall mounted and when flush mounted. The device, appropriately integrated with an Energy Management system, provides graphic display of consumptions. The devices has a function for storing messages from a 2 WIRE switchboard. LEDs used for: call exclusion, door status, connection with the entrance panel, and new message notification. Possibility of audio and ringtone volume adjustment (with call exclusion), as well as display colour, brightness, and contrast adjustment, using the appropriate rocker keys, after accessing the menu using the dedicated keys. 16 different ringtones available For wall mounted installation, the bracket supplied must be used. For all other types of installation, the appropriate accessories must be purchased separately. The device must be configured
1	344502	<b>CLASSE 100V12B handsfree video internal unit</b> 2 WIRE handsfree colour video internal unit for wall mounted or table-top installation (with specific support to be purchased separately). It has a 3.5" colour LCD display. Keys available: entrance panel/scrolling activation, door lock release, staircase lights control and handsfree connection. LEDs used for: call exclusion, door status, connection with the entrance panel. Independent adjustment for: bell volume (with call exclusion), loudspeaker volume, brightness and colour of the display. 16 different ringtones available. For wall mounted installation, the bracket supplied must be used. The device must be configured



**CLASSE 100V12E**  
The solution that ensures maximum installation and functional flexibility



**CLASSE 100X12B**  
The solution that also provides monitoring of energy consumptions



**CLASSE 100V12B**  
The ideal solution for specifications: simple, compact, essential



344252



344262



344272

Pack	Item	CLASSE 100A12B handsfree audio internal unit
1	344252	2 WIRE handsfree internal unit for wall mounted or table-top installation (with specific support to be purchased separately). Keys available: entrance panel/scrolling activation, door lock release, staircase lights control and handsfree connection. LEDs used for: call exclusion, door status, connection with the entrance panel. Independent adjustment for: bell volume (with call exclusion) and loudspeaker volume. 16 different ringtones available. For wall mounted installation, the bracket (supplied must be used. The device must be configured
1	344262	<b>CLASSE 100A12C handset audio internal unit</b> 2 WIRE internal unit with handset for wall mounted or table-top installation (with specific support to be purchased separately). Keys available: entrance panel/scrolling activation, door lock release and staircase lights control. LEDs used for: call exclusion, door status, connection with the entrance panel. Bell volume adjustment (with call exclusion) using the appropriate selector. 16 different ringtones available For wall mounted installation, the bracket supplied must be used. The device must be configured
1	344272	<b>CLASSE 100A12M handset audio internal unit</b> 2 WIRE internal unit with handset for wall mounted or table-top installation (with specific support to be purchased separately). Keys available: auto-switching on / cycling, door lock release, staircase lights control and 4 configurable keys. Depending on the configurators connected to (M), the 4 configurable keys will perform different functions (e.g. Intercom, additional door lock activation, generic activations). LEDs used for: call exclusion, door status, connection with the entrance panel. Bell volume adjustment (with call exclusion) using the appropriate selector. 16 different ringtones available For wall mounted installation, the bracket supplied must be used. The device must be configured


**CLASSE 100**<sup>A12B</sup>

The audio solution with handsfree advantages


**CLASSE 100**<sup>A12C</sup>
**CLASSE 100**<sup>A12M</sup>

The audio solution with handset

## 2 WIRES SYSTEM

### INTERNAL UNITS

#### CLASSE 100



344572



344562



344552



344582

Pack	Item	Flush mounted installation accessory
1	344572	Accessory device for the flush mounted installation of CLASSE 100V12E (344522) and CLASSE 100X12B (344602) video internal units. The box and the flush mounted bracket are supplied with the accessory
1	344562	<b>Device tilting accessory for flush mounted installation</b> Accessory device for the flush mounted tilted installation of CLASSE 100V12E (344522) and CLASSE 100X12B (344602) video internal units. This mode of installation enables the user to tilt the video internal unit, adapting it to different viewing angles of the display (e.g. installing the devices at reduced heights for use by disabled people). The box and the flush mounted floating bracket are supplied with the accessory
1	344592	<b>Device tilting accessory for wall mounted installation</b> Accessory device for the wall mounted tilted installation of CLASSE 100V12E (344522) and CLASSE 100X12B (344602) video internal units. This mode of installation enables the user to tilt the video internal unit, adapting it to different viewing angles of the display (e.g. installing the devices at reduced heights for use by disabled people). The wall mounted floating bracket is supplied with the accessory
1	344552	<b>Accessories for table support and cable</b> Accessory device for the table-top installation of all CLASSE 100 internal units and video internal units
1	336803	
1	344582	<b>Handset accessory</b> Accessory device for the wall mounted or table-top installation with handset at the side (support to be purchased separately) for CLASSE 100V12E (344522), and CLASSE 100X12B (344602) video internal units. With this type of installation, the device can be used to communicate in both ways: using the handset or in handsfree mode. The accessory includes the basic support for the housing and the wall mounting of the video internal unit and the integrated audio handset. No. 2 supports 344552 are required for table-top installation (to be purchased separately)



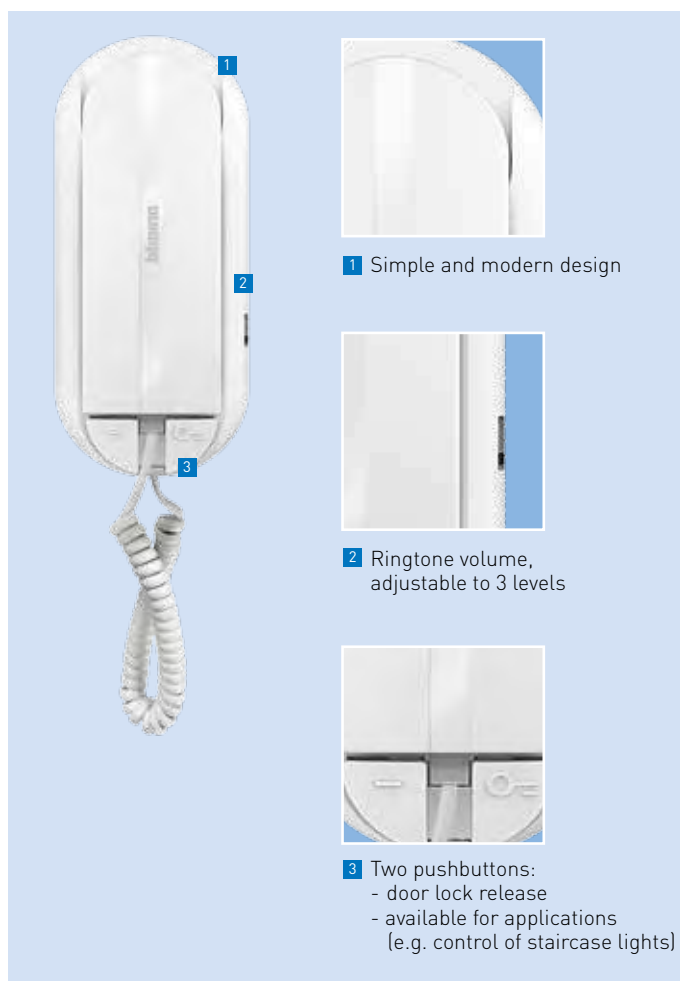


## SPRINT L2



344242

Pack	Item	SPRINT L2 audio handset
1	344242	2 WIRE audio handset (without the possibility of fitting with accessories) for audio systems and mixed audio /video systems. Wall mounted installation without the need of accessories. With door lock release key and auxiliary functions key (that can be configured). Ringtone volume adjustable on 3 levels. White





## 2 WIRES SYSTEM

### INTERNAL UNITS

#### Porter switchboards



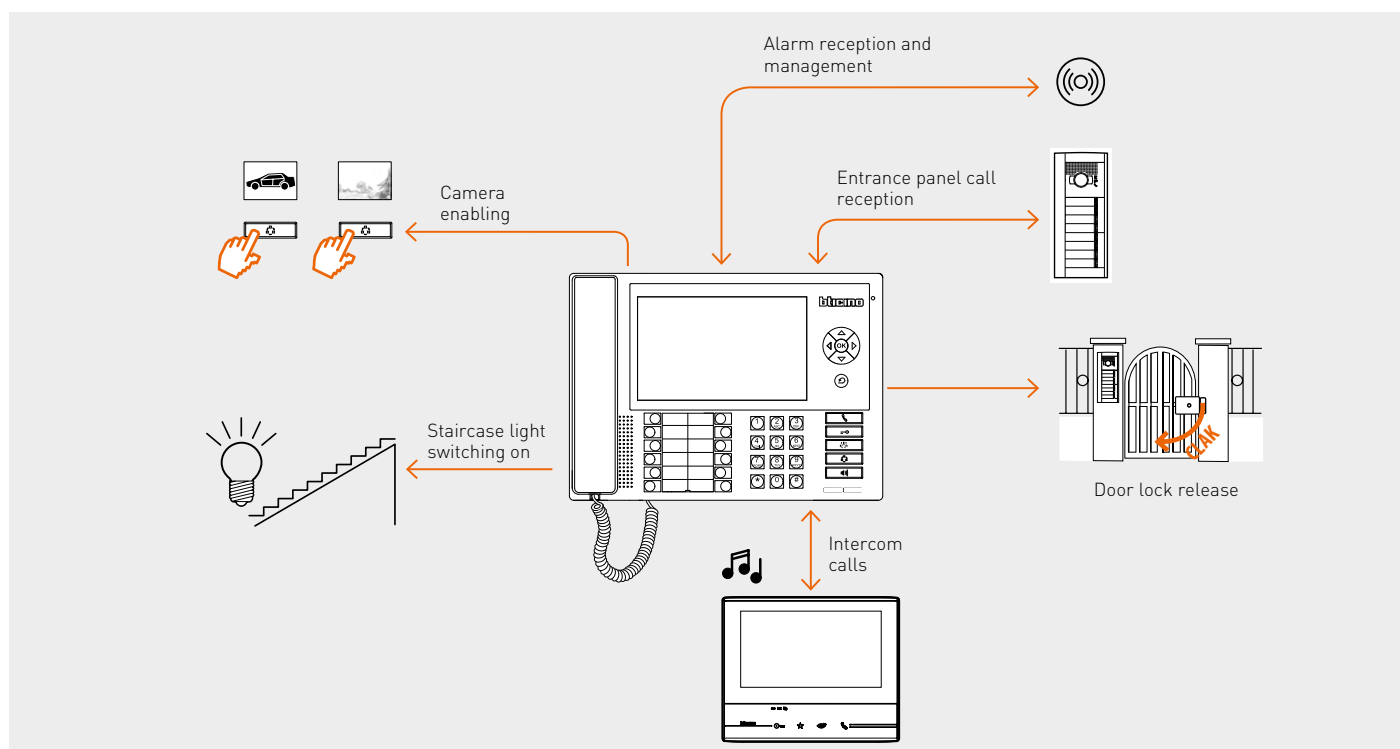
346310



346300



Pack	Item	Switchboard and accessories
1	346310	Switchboard for 2 WIRE audio and video systems. Allows access to various services (video door entry functions, door lock/staircase light management and apartment alarm monitoring) directly from the keypad or via the intuitive icon menu. The switchboard is supplied with an integrated table supporting frame and also features a 7" colour LCD display, receiver and speaker phone, dedicated keys for the main functions and keys which can be configured. The programming can be carried out directly from the device or via PC with TiSwitchBoardDevice software (supplied). The device can manage the phonics of the riser EP (i.e. wired downstream of interface 346851); it cannot however manage the apartment EP (i.e. wired downstream of interface 346850). The use of an additional power supply is recommended. It is possible to connect up to a max. of 16 switchboards (configured from 0 to 15). <b>WARNING: the switchboard cannot be used in systems with 2 WIRE-IP interface 346890. The new HIERARCHICAL mode is available only with the entrance panels of the following series: Sfera New, Linea 100, Minisfera, Linea 300.</b>
1	336982	White 8-way socket for table top installation of switchboard item 346310
1	336803	8 – Way cable with connector for the table top installation connection.

Pack	Item	SOFTSWITCHBOARD software
1	346300	Switchboard software for the management of audio and video door entry system calls. The software (Windows operating system compatible) can be installed on any desktop or laptop PC, and gives the possibility of receiving, managing and transferring the calls from the entrance panel and the handset. It implements home video monitoring, with cyclical display of the cameras, night and day functions, and the possibility of displaying the alarms in the various apartments. - Supported operating systems: Microsoft Windows XP Service Pack 2, Windows Vista and Windows 7. - Software required: NET Framework 3.5 or higher





# SYSTEM accessories Range



# 2 WIRES SYSTEM

## SYSTEM ACCESSORIES

### Accessories



346000 SELV



346030 SELV



346040 SELV



F441



346850








346830



F441M



346050 SELV

Pack	Item	Power supplies
1	346000  	Power supply for 2 WIRES audio and video systems in 8 DIN modular enclosure. Power supply 230 Vac @ 50-60 Hz. The output provides 27 Vdc continuous low voltage, with maximum current of 1.2 A. It is electronically protected (without fuse) against overload and short circuit. It is a SELV double insulation safety device.
1	346050 	Power supply for 2 WIRES system in 6 DIN modular enclosure. Power supply 110 – 240 Vac @ 50 – 60 Hz. The output provides two power supplies in very low safety voltage (one on the 3 TK BUS, IU BUS and SCS clamps, one on the 1 - 2 clamp) to be used alternately and NOT at the same time. To be used in audio, video or mixed audio video systems. The video adapter is integrated in the device (item 346830 must not be used). It is therefore possible to avoid the use of the A/V node (F441) or the Multi-channel Matrix (F441M), if three junctions (MAX 2 IU + 1 TK risers or 1 IU + MAX 2 TK risers) are not exceeded in total from the clamps. It can also be used as additional power supply (1 - 2 output) for the local power supply of the preset internal units or entrance panels (in this case it is not possible to use other outputs). The device is electronically protected against overload and short circuit. It is a SELV double insulation safety device. The installation must be made in compliance with current regulations. The device must not be configured. <b>WARNING: the (IU BUS), (TK BUS) and (SCS) outputs can be used at the same time respecting the total maximum absorption of 1.2 A.</b> <b>WARNING: Disconnect the power supply for 5 minutes after overload or short circuit.</b>
1	346040	Power supply for 2 WIRES audio systems in 6 DIN modular enclosure. Power supply 110 – 240 Vac @ 50-60 Hz. The output provides 26 Vdc low rated voltage, and a maximum rated current of 600 mA and it is protected on the PRI side (with fuse) against overload and short circuit. It is a SELV double insulation safety device.
1	346030 	Mini power supply with integrated video adapter to make small 2-WIRES video systems (intercom). 2 DIN modular enclosure. Power supply 230 Vac @ 50-60 Hz. The output provides 27 Vdc continuous low voltage, with maximum current of 600 mA and it is protected on the PRI side (with fuse) against overload and short circuit. It is a SELV double insulation safety device.
1	346020 	Additional power supply to be used to supply the set up entrance panels and internal units locally. 2 DIN modular enclosure. Power supply 230 Vac @ 50-60 Hz. The output provides 27 Vdc continuous low voltage, with maximum current of 600 mA and it is protected on the PRI side (with fuse) against overload and short circuit. It is a SELV double insulation safety device.

Pack	Item	Video mixers
1	346830	Video adapter in 2 DIN modular enclosure. Allows the connection to the 3-BUS system. Systems can thus be made with 2 video entrance panels and 1 riser and with 1 video entrance panel and 2 risers. The device must be coupled to the power supply of system 346000
1	F441	Audio video node in 6-DIN modular enclosure set up with 4 input terminals and 4 output terminals. Can connect up to 4 source devices (entrance panels or cameras) in input and up to 4 2-WIRES video risers in output. The device must be used with the system power supply 346000. It must be used as an alternative to the audio video adapter 346830
1	F441M	Multi-channel matrix in 10 DIN modular enclosure. Set up for the connection of video entry system entrance panels, cameras and sound system sources in input and internal units and amplifiers in output. 4 inputs are dedicated to entrance panels/cameras and 4 to the sound system sources. It can be used to create multi-channel sound systems. The device must be used with the system power supply 346000. In the systems it replaces the video adapter 346830 and the audio video node F441
1	346850	<b>System interfaces</b> Apartment interface in 4 DIN modular enclosure. Can interface a dedicated apartment video door system with local CCTV, sound system and control of the Home automation applications to a 2-WIRES riser. The device must be configured using physical configurators
1	346851	System expansion interface in 4 DIN modular enclosure. Can double the length of the entrance panel-internal unit line, create risers with independent sound and expand the performance of the apartment system. The device must be configured using physical configurators



346891



346230



346260



346841



347400



346870



346210



346250



3499



354000

Pack	Item	Interfaces with other BTicino systems
1	346891	Can make very large mixed 2 WIRES/IP systems with a large number of devices, thanks to the creation of an IP backbone with 2-WIRES risers. The device must be configured using physical configurators or using the software
1	346150	8/2-WIRES interface in 6 DIN modular enclosure. Can make mixed video door entry systems (8-WIRES digital backbone/2-WIRES risers). The device must be configured using physical configurators
1	349410	Analogue/2 WIRES interface in 4 DIN modular enclosure. Can interface a dedicated apartment 2-WIRE video door entry system with cameras and control of the MyHOME applications to an analogue riser, digital 8-WIRES, audio TERSYSTEM and VIDEOPORTER 2000.

Pack	Item	DIN actuators
1	346210	Relay actuator in 2 DIN modular enclosure. Can switch on lights, open gates, repeat the call on bells (MOD=SLA) or control other devices from the video internal units. The device must be configured using physical configurators
1	346230	Door lock relay actuator in 2 DIN modular enclosure. Can supply power and activate an electrical door lock. The device must be configured using physical configurators
1	346260	Timed door lock relay actuator in 4 DIN modular enclosure. Can switch on lights, open gates or manage electro-magnetic door locks, timed door opening and door lock status (with NC contact). The device must be configured using physical configurators

Pack	Item	Devices in basic enclosure
1	346841	Floor shunt with 4 outputs Can make 2-WIRES video door entry systems with star wiring distribution. The device automatically adapts the video signal. Its small size means it can also be placed inside the flush-mounted box
1	346833	Call to the floor interface. By connecting a traditional pushbutton, the following functions will be possible: general call to the floor, addressed call to the floor, staircase lights on, and door lock release (specific actuator needed) and association of the video image to the call to the floor. The device must be configured using physical configurators
1	347400	Interface for the conversion of the coaxial signal into a 2 WIRES BUS signal. It can be used to connect to the BUS of the 2 WIRES video door entry system a camera with coaxial video output powered at 12 Vdc, with maximum absorption 150 mA and 1 Vpp video output (75 Ω). The device must be configured using physical configurators

Pack	Item	Wiring accessories
1	346870	2 WIRES video amplifier. In video systems wired using non-twisted wires, where the distance between the entrance panels and the internal unit exceeds 50 metres, it enables increasing such distance to up to 100 metres
1	346250	Relay module for gate opening to be used with LINEA 2000, LINEA 3000, MINISFERA and SFERA pushbutton panels. Can open door locks (NOT managed by BUS) by means of the entrance panel
1	336813	Cable (RJ45/8 POLES) for table-top connection of the video internal units
5	3499	Line terminator. To be used to terminate the riser or apartment line, when the last installed device is not fitted with line closing micro switch
1	354000	Flat cable for the connection of several SFERA NEW and SFERA ROBUR pushbutton modules. Length 620 mm



## 2 WIRES SYSTEM

### SYSTEM ACCESSORIES

#### Accessories



346991



336904



346982



391658



336993



391662



336910



391670


Pack	Item	Universal speaker unit and expansion module
1	346991	The universal speaker unit can be used to install the 2 WIRES audio system in new or refurbished systems, where pushbutton panels of other manufacturers are present or required (mail boxes, patterned brass, compact sheet metal units, etc.), preset for a traditional speaker module (e.g. 2659N). The universal speaker unit has, as base, contacts for the connection of 8 call keys; to make systems with more keys (up to 56 using the 346000 power supply and up to 24 with the 346010 power supply one or more key expansion modules must be used (1 every 8 pushbuttons).
1	346992	Expansion module for connecting more than 8 call keys to item 346991 - max. 6 modules (56 calls max.) with power supply 346000. Max. 2 modules (24 calls max.) with power supply 346010
1	336904	<b>Cable for systems</b> Specific cable for 2 WIRES video door entry applications with 2 twisted conductors. It can be installed in underground piping, in accordance with standards (CEI 20-13 and CEI 20-14). It ensures the best performance in video systems (higher distance between EP and Handset when compared with other cables). 200 m coil

Pack	Item	Melodic bells
1	346982	2 WIRES melodic bell - LIVINGLIGHT white. Can repeat the video door entry call in several rooms. Wall mounted installation with accessories and front cover plates of the LIVINGLIGHT series.
1	346983	As 346982 - LIVINGLIGHT anthracite
	346984	As 346982 - LIVINGLIGHT tech
	349412	As 346982 - AXOLUTE tech
	349413	As 346982 - AXOLUTE anthracite
		<b>Additional bells</b>
1	344562	Additional bell - LIVINGLIGHT white. Can repeat the video door entry call in several rooms. Wall-mounted installation with LIVINGLIGHT household series accessories and finishing cover plates
1	336993	As 336992 - LIVINGLIGHT anthracite
1	336994	As 336992 - LIVINGLIGHT tech
1	336910	Additional bell in neutral finish. Can repeat the video door entry call in several rooms. Wall mounted installation or in round box (with fastening clips)
		<b>2 wires indoor cameras</b>
1	391658	Flush mounted colour camera - LIVINGLIGHT white. 3.7 mm fixed optics, 1/3" CCD, resolution 380 horizontal lines. Fitted with microphone. The device must be configured using physical configurators
1	391659	As 391658 - LIVINGLIGHT tech
1	391657	As 391658 - LIVINGLIGHT anthracite
1	391663	As 391658 - AXOLUTE white
1	391661	As 391658 - AXOLUTE tech
1	391662	As 391658 - AXOLUTE anthracite
		<b>2 wires outdoor camera</b>
1	391670	Outdoor compact colour camera in IP 65 enclosure. 6 mm fixed optics, 1/3" CMOS, resolution 330 horizontal lines. The device must be configured using physical configurators





## Transponder keys and programmer



### Configurators (package of 10 pieces)

Pack	Item	
10	3501/0	Configurator 0
10	3501/1	Configurator 1
10	3501/2	Configurator 2
10	3501/3	Configurator 3
10	3501/4	Configurator 4
10	3501/5	Configurator 5
10	3501/6	Configurator 6
10	3501/7	Configurator 7
10	3501/8	Configurator 8
10	3501/9	Configurator 9
10	3501/JMP	Configurator JMP

Pack	Item	
1	3501K	<b>Configurator kit</b> Configurator kit consisting of: - 10 pieces for each type of configurator from 0 to 9 - 2 blue removable 8-clamp connectors - 2 green removable 2-clamp connectors - 1 configurator connection tool (3502) - 1 plastic screwdriver



348402

### Transponder keys and programmer

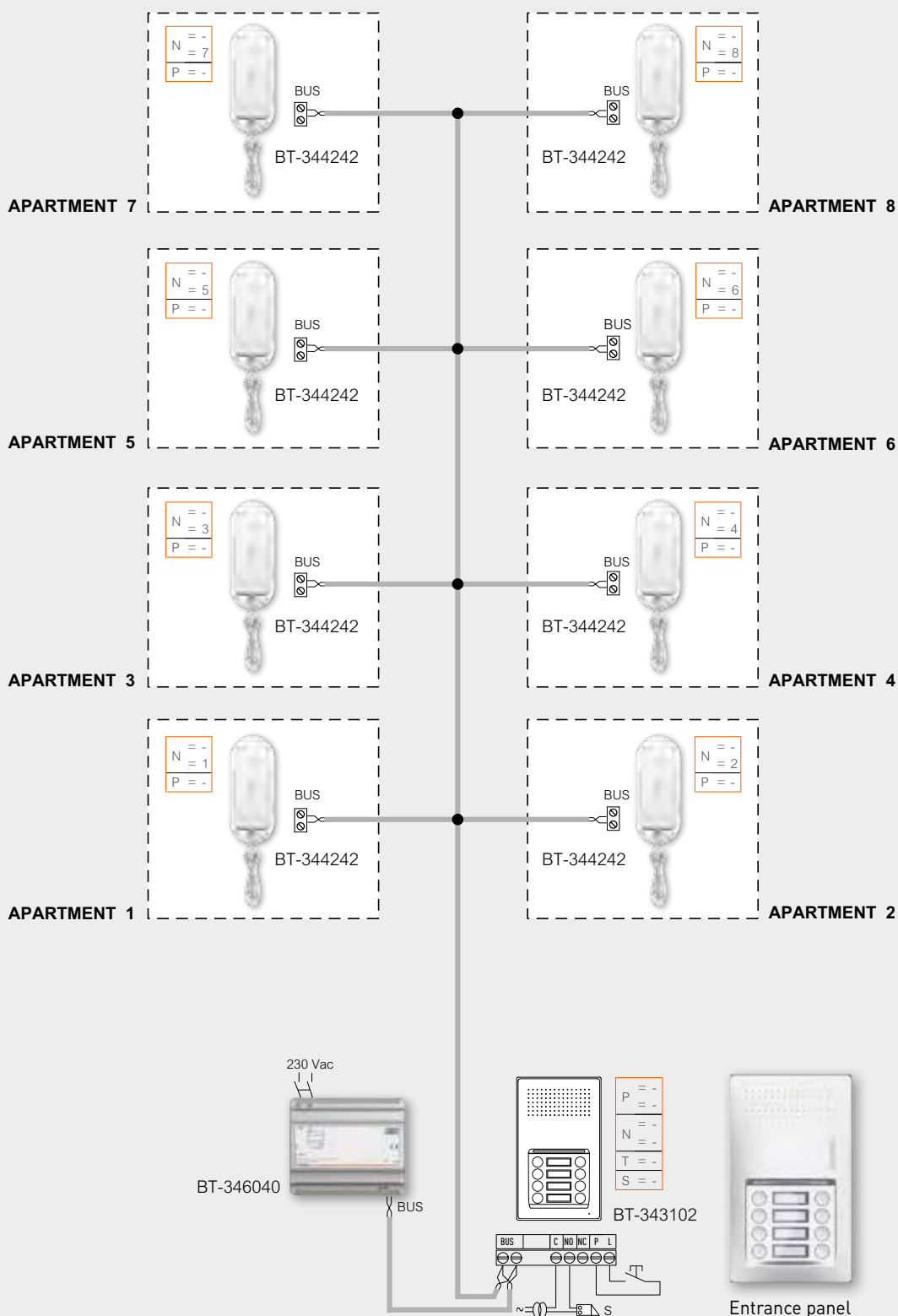
Pack	Item	
10	348200	Black transponder key
10	348201	Red transponder key
10	348202	Green transponder key
10	348203	Blue transponder key
10	348204	Orange transponder key
10	348205	Grey transponder key
10	348206	Yellow transponder key
10	348207	White transponder key
1	348402	Table-top transponder key programmer

## 2 WIRES SYSTEM

### WIRING DIAGRAM EXAMPLES

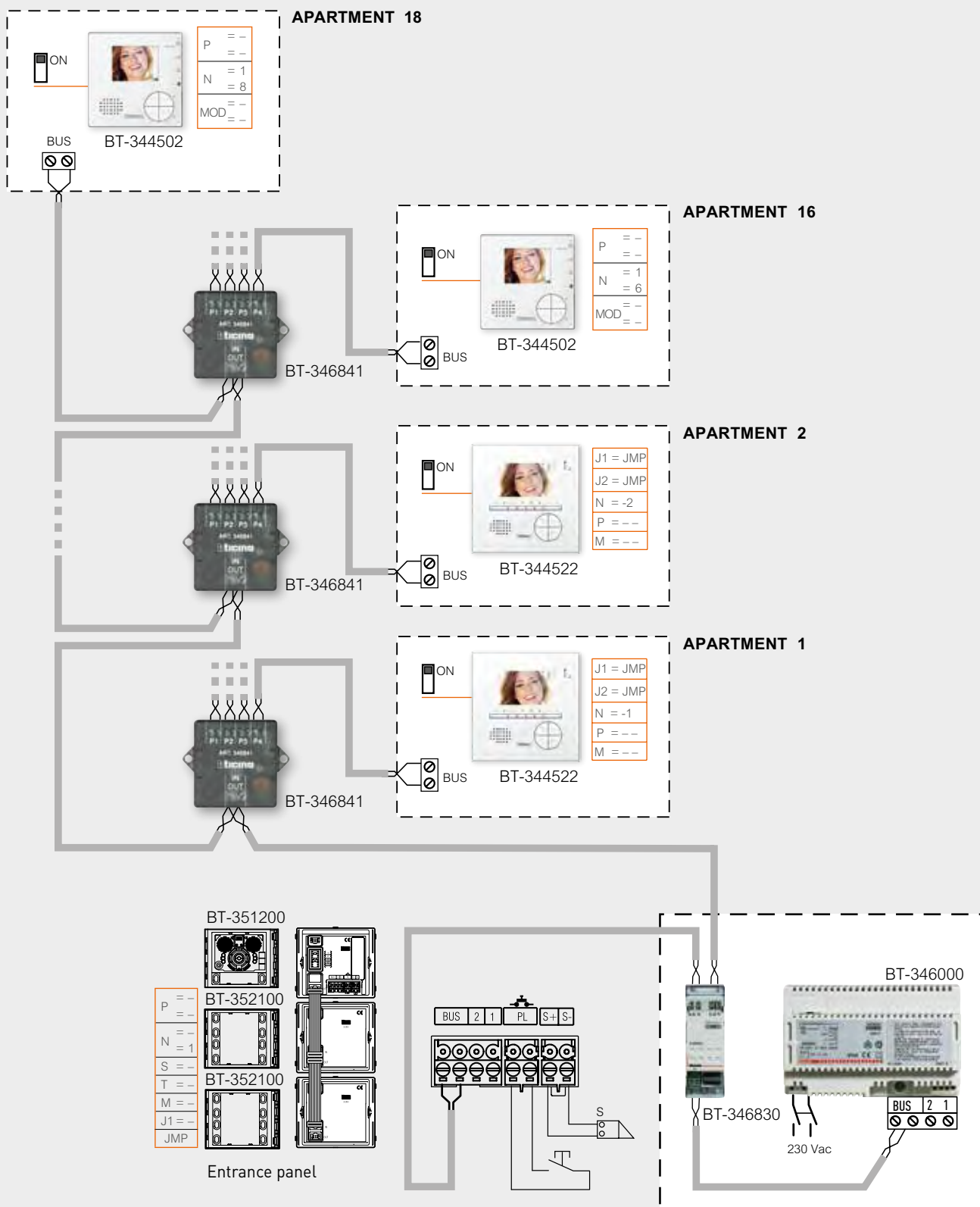
Audio system

EXAMPLE OF MULTI-FAMILY AUDIO SYSTEM




# Video system

## EXAMPLE OF MULTI-FAMILY VIDEO SYSTEM



# D45

## THE HIGH-PERFORMANCE SYSTEM



- Security monitoring system with digital BUS technologies
- High efficiency system and quick installation for both backbone and riser devices thanks to the use of cat.5e UTP cables and RJ45 connections
- Call, doorbell, conversation, monitor, unlock, network and alarms functions



## INSTALLATION OF UP TO:

**4000**

Apartments

**800**

Handsets  
per riser

**80**

Entrance  
panels per riser

**16**

Switchboards

**100**

Riser shunts

**1 km**

Distance for  
colour video  
installation


Digital call  
entrance panel



Audio Intercom



Switchboard operation as a comprehensive  
alarm management device: alarm receipt,  
recording and storage functions.

## COMPLEXES WITH LARGE NUMBER OF APARTMENTS

Anti-tamper function on all indoor handsets

Possibility to connect an additional camera to the switchboard

Intercom between all the apartment of the riser

SOS pushbutton on all indoor handsets

Lift control function



# THE MAIN DEVICES

## ENTRANCE PANEL

DIGITAL COLOUR ENTRANCE PANEL

10 CALL PUSHBUTTONS ENTRANCE PANEL

20 CALL PUSHBUTTONS ENTRANCE PANEL

SMALL ENTRY PANEL COLOR

FLOOR CALL ENTRY PANEL

Outdoor video pushbutton panel with camera. It can be used to call the video handsets and to activate the associated door lock. Available in various look and installation models.



322011



322030



322031



322020



322021

Colour video	■	■	■	■	■
Finishes / Colours	Zama	Zama	Zama	Aluminium	Plastic
Wall mounted installation				■	■
Flush mounted installation	■	■	■		
Pushbutton call		■	■	■	■
Digital call	■				
Door lock release with keypad	■				
Power supply	30 Vdc	30 Vdc	30 Vdc	12 Vdc	12 Vdc
Horizontal resolution camera	540 TV lines	540 TV lines	540 TV lines	420 TV lines	600 TV lines
Protection index	IP54	IP54	IP54	IP54	IP33
Protection index against mechanical impact	IK07	IK07	IK07	IK07	IK07
Max. number of calls	4000	10 up to 100 with additional pushbutton modules	20 up to 100 with additional pushbutton modules	1	1



## VIDEO HANDSETS

7/10"  
TOUCH  
SCREEN  
INTERNAL  
UNITS

COLOUR  
HANDS  
FREE 7"  
ALARM

COLOUR  
HANDS  
FREE 3.5"  
ALARM

COLOUR  
HANDS  
FREE 7"

COLOUR  
HANDS  
FREE 3.5"

COLOUR  
HANDS  
FREE 4.3"

Audio and video handsets for the audio and video reception of entrance panel calls. Using the available icons, the advanced devices can be used to manage the video door entry system functions and the home automation functions. Available in various look and installation models.



321071 / 321070



322050



321011



322052



321060



321061

Colour video	■	■	■	■	■	■
Handsfree	■	■	■	■	■	■
Finishes / Colours	White finish Metal cover	White	White	White	White	White
Display	Touch screen 7" / 10.2" 800x480	7" 480x234	3.5" 320x240	7" 480x234	3.5" 320x240	4.3"
Memory function	■					
Slot SD Card	■					
Alarm management	■	■	■			■
SOS function	■	■	■	■	■	■
Door lock release	■	■	■	■	■	■
Scrolling EP activation	■	■	■	■	■	■
Intercom	■	■	■			
Power supply	30 Vdc	30 Vdc	30 Vdc	30 Vdc	30 Vdc	30 Vdc
Type of installation	Wall mounted	Wall mounted	Wall mounted	Wall mounted	Wall mounted	Wall mounted

# D45 SYSTEM

## ENTRANCE PANELS



322010  
322011



322030



322031



322032



322033



322020



322021

Pack	Item	Digital call colour entrance panels
1	322010	Zamak digital call entrance panel with keyboard, LCD display and colour camera. Equipped with door lock release and burglar alarm notification. Configuration screen menu and software upgrade without the need to dismantle the device. Flush-mounting installation (flush-mounting box sold with the street panel)
1	322011	Without addresses list
1	322011	With addresses list
1	322012	<b>Nameplate module</b> Zamak nameplate module to install at the side of the digital call entrance panel Item 322011 to insert the list of residents or customised messages. Easy insertion / replacement of nameplates. Flush-mounting installation (flush-mounting box supplied)
1	322030	<b>Pushbutton call colour street panels</b> Zamak pushbutton entrance panel with pushbuttons colour camera. Flush-mounting installation (flush-mounting box supplied)
1	322031	With 10 call pushbuttons
1	322031	With 20 call pushbuttons

Pack	Item	Additional pushbuttons module
1	322032	Additional Zamak pushbutton panel with pushbuttons on single column. Easy insertion / replacement of nameplates. Flush-mounting installation (flush-mounting box supplied)
1	322033	With 16 call pushbuttons
1	322033	With 32 call pushbuttons
1	322020	<b>Single call small video entrance panel</b> Aluminium alloy single call small entrance panel to be installed in one-family systems or as private entrance panel in multifamily systems. Touch-sensitive pushbutton for calling indoor handsets and direct conversation. Double verified intercom calls. Surface-mounting
1	322021	<b>Floor call video entrance panel</b> Plastic single call small panel to be installed in one-family system. Surface mounting
1	322001	<b>1 module</b> Box for entrance panel wall-mounting installation. Rainshield integrated. Compatible with Items: - BT-322010 (digital call entrance panel) - BT-321011 (digital call entrance panel with address list) - BT-321030 (10 pushbutton entrance panel) - BT-321031 (20 pushbutton entrance panel)
1	322002	<b>2 modules</b> Box for entrance panel wall-mounting installation. Rainshield integrated. Compatible with items: - 322010 (digital call entrance panel) - 321011 (digital call entrance panel with address list) - 321030 (10 push button call entrance panel) - 321031 (20 push button call entrance panel) - and one expansion module: 321012 (targa module) or 321032 (16 pushbutton extension) or 321033 (32 pushbutton extension)

### Dimensional data

MODEL NAME	ITEM	DIMENSIONS (mm)
Entrance panel with call address list	322011	325 x 125 x 44,5
Single call small video entrance panel	322020	141 x 108 x 31
Floor call video entrance panel	322021	152 x 104 x 25
10 Call pushbuttons entrance panel	322030	325 x 125 x 63
20 Call pushbuttons entrance panel	322031	325 x 125 x 63
16 Additional pushbuttons panel	322032	325 x 125 x 44,5
32 Additional pushbuttons panel	322033	325 x 125 x 44,5
Targa module	322012	325 x 125 x 44,5

# INTERNAL UNITS


321070  
321071


322050



321061



321011



322052



321060



322040



323001

Pack	Item	Touch screen hands-free internal units
1	321070	Complete door entry functions with alarm managements. International standard SOS pushbutton, intercom function, programming device touch screen functions. Digital photo frame and camera functions. Direct call to switchboard function. 6 different default selectable ringtones (can be changed with your favourite music). Slot for SD CARD. Surge protection. Wall-mounting
1	321071	7" touch screen video internal unit 10" touch screen video internal unit

Pack	Item	Hands-free colour internal units
1	322052	<b>For standard video entry functions</b> Hands-free colour internal unit with 7" TFT LED (16/9 format), SOS function, door lock release and scrolling EP activation
1	321061	Hands-free colour internal unit with 4,3" TFT. LED backlit screen, equipped for standard video door entry functions plus direct call to the switchboard and entrance panel camera activation. Wall-mounting
		<b>For standard video door entry functions plus Intercom</b> Equipped for standard video door entry functions plus intercom with other internal units, direct call to the switchboard, SOS pushbutton and possibility of direct connection with alarm sensors. 12 different ringtones. Wall-mounting
1	322050	Hands-free slim colour internal unit with alarm function, with 7" TFT LED backlit screen (16/9 format)
1	321011	Hands-free colour internal unit with alarm function, with 3.5" TFT LED backlit screen

Pack	Item	Hands-free colour internal units
1	321060	<b>For standard video door entry functions plus direct call</b> Hands-free colour internal unit with 3.5" TFT LED backlit screen. Equipped for standard video door entry functions plus direct call to the switchboard and entrance panel camera activation. 12 different ringtones. Wall-mounting
1	322040	<b>Audio handset internal unit</b> Handset audio internal unit, equipped for standard door entry system functions plus Intercom with other internal unit and direct call to the switchboard. Possibility to connect an external SOS call switch. Wall-mounting
1	323001	<b>Switchboard</b> Table-top switchboard unit with high resolution 7" LCD display with graphic icons. Able to communicate with internal units, entrance panels and other devices. Manages incoming calls and alarms. Possibility to save up to 1000 calls and alarms and to directly connect an external coax camera. Equipped with 12 shortcut pushbuttons for direct access of calls and services

## Dimensional data

MODEL NAME	ITEM	DIMENSIONS (mm)
3.5" Handsfree internal unit	321011	139,5 x 193,5 x 29
3.5" Handsfree internal unit	321060	158 x 165 x 29
4.3" Handsfree internal unit	321061	120 x 179 x 22,5
7" Touch screen internal unit	321070	157 x 198 x 17
10" Touch screen internal unit	321071	198 x 255 x 27
Audio handset internal unit	322040	141 x 91 x 34
7" hands-free internal unit with alarm	322050	175 x 260 x 23
7" hands-free internal unit	322052	155 x 225 x 29
Porter switchboard	323001	290 x 170 x 165

# D45 SYSTEM

## SYSTEM ACCESSORIES



323002



323003



323005



323009

Pack	Item	System accessories
1	323002	<b>Floor shunt</b> This is used to convert video signals on the BUS to transfer mode and then distribute them to the connected internal units. To be installed between floors. Each floor shunt can be connected to 4 internal units. DIN rail installation
1	323022	<b>One-output floor shunt</b> Interface to be installed between floors. Connects all the system BUS adapting video signal from difference ended into a single ended and distribute the BUS to the extensions indoor unit. Build in a small plastic case to be installed easily inside the system junction boxes
4	323003	<b>Riser shunt</b> Used to connect the riser BUS and system BUS in order to obtain BUS separation. Transfer signals and switch between video and audio channels. Video transfer distance can be increased by setting the gain adjustment dip switch. DIN rail installation
6	323004	<b>Entrance panel video mixer</b> Device can mix signals coming from 5 entrance panels. Video transfer distance can be adjusted by setting the gain adjustment dip switch. DIN rail installation
1	323005	<b>Power supply</b> System power supply unit able to supply power on the data communication cable and simultaneously provide impedance matching for the audio channel. Protected against short circuits: in case of DC output short circuit, the device will switch to protected mode. Once the problem has been resolved, it will return to normal status automatically. Can also be set up to operate as an auxiliary power supply. Wall-mounting
6	323007	<b>2-way video splitter</b> Device splits the BUS signal into two channels where the video signal can only be transferred from input to output. Provides compensation to the two channels separately and adapts the video signal output from the street panel for different distances via settings. Mainly used in riser systems to divide the riser. BUS into several channels to adapt the cabling. DIN rail installation

Pack	Item	System accessories (continued)
6	323008	<b>Basic apartment interface</b> Device must be used in apartments with 2 or 3 internal units. Interface must be installed between the floor shunt (Item 323002) and the internal units. DIN rail installation
4	323009	<b>Apartment interface</b> Device used to expand the number of internal units and add a small street panel. Each device can connect 5 internal units and 1 street panel, providing the intercom function and call or monitor function of the street panel. DIN rail installation
1	323010	<b>Auxiliary power supply</b> Auxiliary power supply protected against short circuits: in case of DC output short circuit, the device will switch to protected mode. Once the problem has been resolved, it will return to normal status automatically. Wall-mounting installation
2	323011	<b>D45/IP interface</b> IP interface which can be connected to the D45 SYSTEM and BTicino 2 wire/IP System in order to create mixed installations. DIN rail installation

### Dimensional data

MODEL NAME	ITEM	DIMENSIONS (mm)
Floor shunt	323002	72 x 105 x 33
Riser shunt	323003	106 x 105 x 33
Entrance panel video mixer	323004	72 x 105 x 33
Power supply	323005	167,5 x 161 x 85
2 Branches video splitter	323007	72 x 105 x 33
Basic apartment interface	323008	72 x 105 x 33
Apartment interface	323009	141 x 105 x 33
Auxiliary power supply	323010	167,5 x 161 x 85
D45/IP interface	323011	90 x 175 x 60





323016



323018



323023



346858

Pack	Item	System accessories (continued)
1	323012	<b>IP management switchboard software</b> Integrated IP management software provides the communication for calls between internal units and the switchboard
2	323013	<b>District generator</b> District hub to be connected to 4 riser shunts (Item 323003), one street panel, one switchboard and one system power supply. Enables a large network to be created. Controls and changes video channels. Provides amplifying compensation for video signals. DIN rail installation
6	323015	<b>Door lock accessory</b> Operates electric door locks, particularly the commonly used 12 V cathode locks. When the opening current of an anode lock is over 1 A, this device is also required to operate anode locks. It is generally connected to the street panel to obtain the door lock release control signal. Possible to open door locks by means of external manual switches. Selection of the type of electric door lock release via the jumper configuration line. DIN rail installation
6	323016	<b>House shunt</b> Distributes video, audio and data signals from the BUS to the floor shunt (Item 323002) connected to it, so that the signals from the BUS unit can reach the maximum distance of 200 metres, to meet specific domestic requirements. To be installed in the low voltage subscriber unit in the house. DIN rail installation
4	323021	<b>Accessory for additional camera</b> Interface that permits to integrate additional camera to the system. The image from the camera can be visualized by all the internal units of the system. Additional camera accessory increases security level of the system giving the possibility to monitor public area (ex. garden, swimming pool, parking). 4 additional cameras max. per accessory. Compatible with coaxial camera 12V

Pack	Item	System accessories (continued)
4	323017	<b>Lift control interface</b> For integrating the D45 system with the elevator system. Possibility to manage the elevator directly from the internal unit
6	323018	<b>Entrance panel/Switchboard shunt</b> Used to connect the entrance panel and the switchboard to the system. The device automatically switches over the video channels. DIN rail installation
4	323019	<b>System expansion interface</b> Extends the riser system when the number of internal units installed on the riser exceeds the limit of 400. The interface can increase this limit to 800 handsets. This device is also used to adjust the video gains and improve video transmission quality. DIN rail installation
1	323020	<b>Configuration tool</b> Configuration kit consisting of: - SF2 configuration software - Tool interface - Serial extension cable - Flat cable
4	323023	<b>Small entrance panel video mixer</b> Interface for the installation of several small entrance panels for each internal unit or for each apartment. Permits to install 4 small entrance panels. By using more than one accessory in series, it's possible to install more than 4 entrance panels
1	346858	<b>D45 to BTicino 2-wire interface</b> Switch-over interface to install the BTicino 2-wire door entry system inside the apartment. DIN rail installation

## Dimensional data

MODEL NAME	ITEM	DIMENSIONS (mm)
District generator	323013	175 x 105 x 66
Door lock accessory	323015	72 x 105 x 33
House shunt	323016	72 x 105 x 33
Lift control interface module	323017	141 x 105 x 33
EP/Switchboard shunt	323018	72 x 105 x 33
System expansion interface	323019	106 x 105 x 33
Configuration tool kit	323020	48 x 48
SEP video mixer	323023	141 x 105 x 33
D45/2-wire interface	346858	72 x 105 x 33

# D45 SYSTEM

## SYSTEM ACCESSORIES

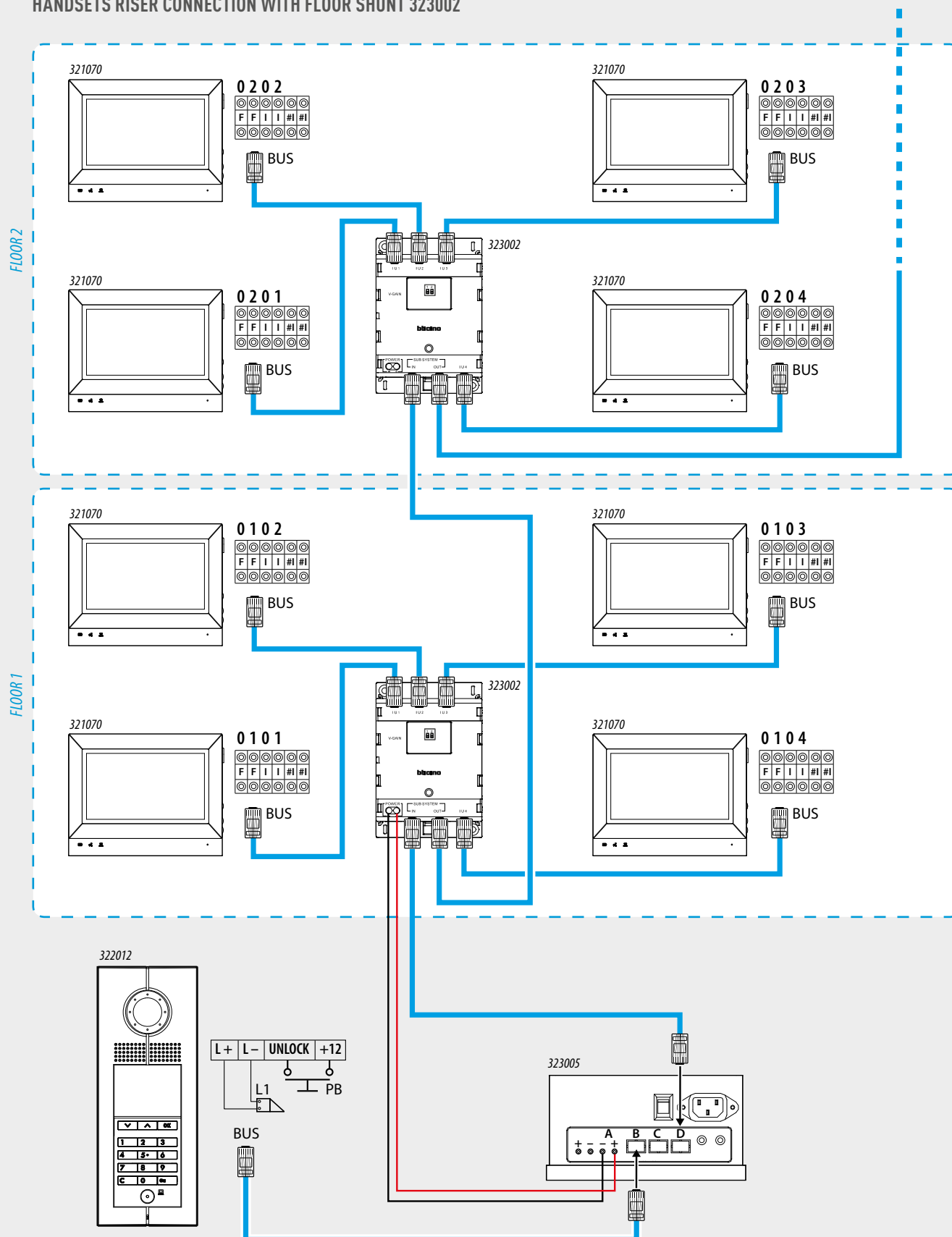


Pack	Item	Configurators
<b>Accessories for pabx switchboard</b>		
10	3501/0	Configurator 0
10	3501/1	Configurator 1
10	3501/2	Configurator 2
10	3501/3	Configurator 3
10	3501/4	Configurator 4
10	3501/5	Configurator 5
10	3501/6	Configurator 6
10	3501/7	Configurator 7
10	3501/8	Configurator 8
10	3501/9	Configurator 9
10	3501/JMP	Configurator JMP
<b>Configurator kit</b>		
1	3501K	Configurator kit consisting of: <ul style="list-style-type: none"> <li>- 10 pieces for each type of configurator from 0 to 9</li> <li>- 2 blue removable 8-clamp connectors</li> <li>- 2 green removable 2-clamp connectors</li> <li>- 1 configurator connection tool (3502)</li> <li>- 1 plastic screwdriver</li> </ul>

# WIRING DIAGRAM EXAMPLE

## Video system

### HANDSETS RISER CONNECTION WITH FLOOR SHUNT 323002

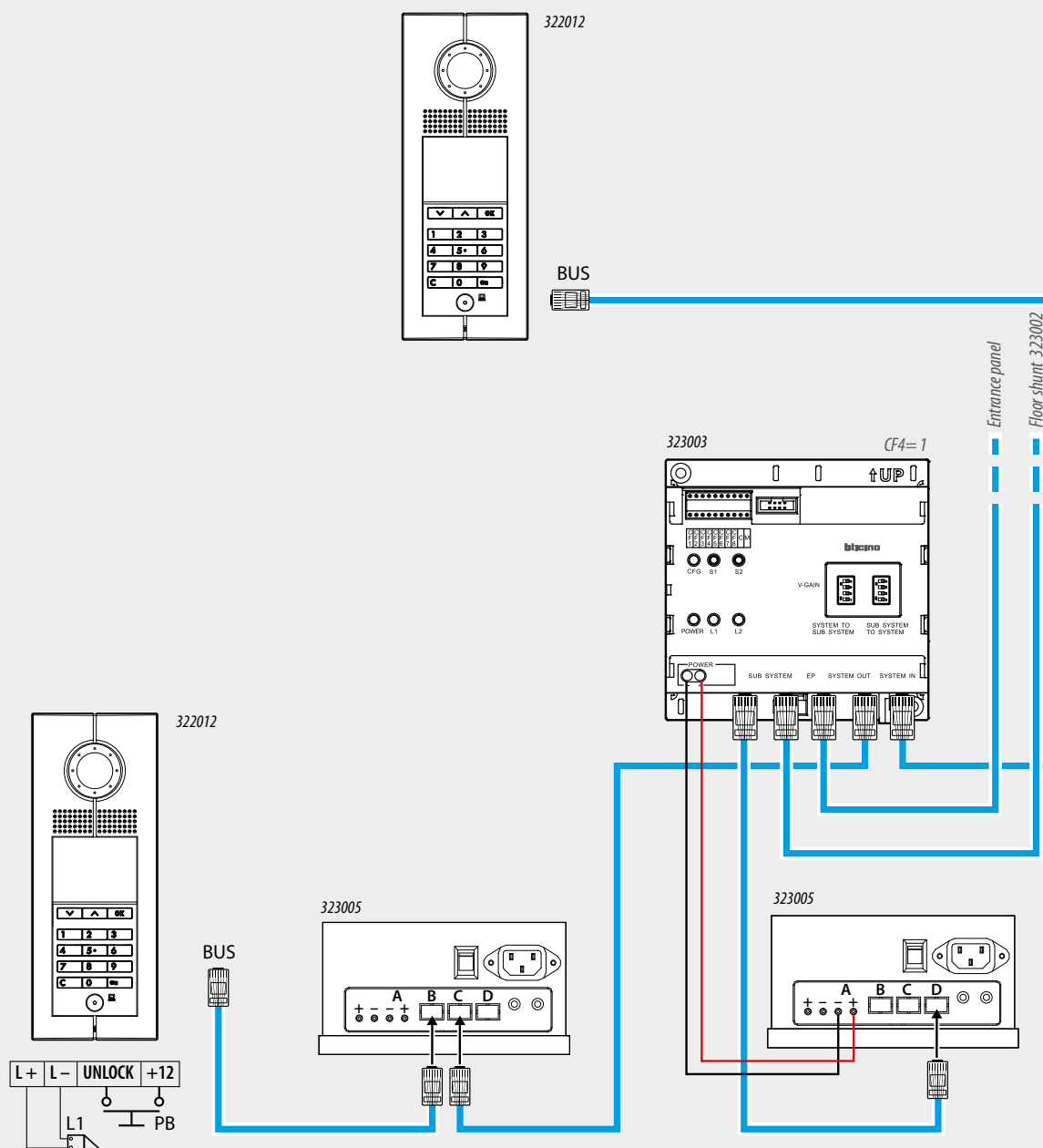


# D45 SYSTEM

## WIRING DIAGRAM EXAMPLE

Video system

### BACKBONE SYSTEM WITH 1 MAIN ENTRANCE PANEL



FLOOR XX

To next floor  
shunt 323002

321070

x x 0 2



BUS

321070

x x 0 1



BUS

321070

x x 0 3



BUS

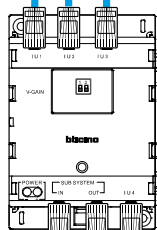
321070

x x 0 4



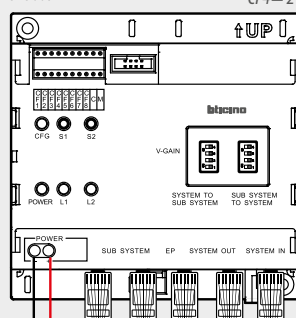
BUS

323002



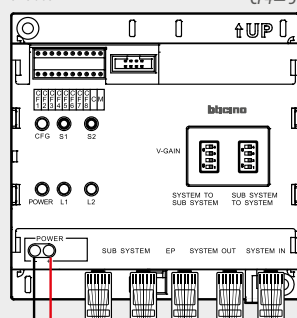
323003

CF4=2



323003

CF4=3

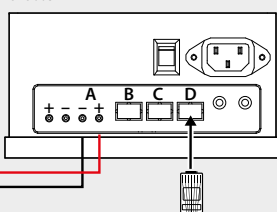


Entrance panel

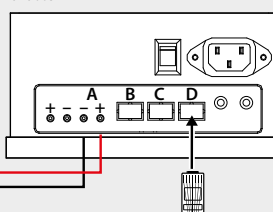
Floor shunt 323002

To next riser  
shunt 323003

323005



323005





**BTicino** SpA  
Viale Borri, 231  
21100 Varese - Italy  
[www.bticino.com](http://www.bticino.com)