

## Petto

### Bollard & Pathway light



### Features

- The cement outdoor bollard luminaires are the perfect choice for your outdoor lighting needs.
- It features an LED module that ensures excellent brightness and energy efficiency.
- Equipped with an aluminum reflector, it enhances the focusing and projection of light.
- Let your yard, garden or other outdoor areas shine with brilliance



**Bollard**



**IK Rating**  
IK07



**IP Rating**  
IP65

**5** years  
warranty

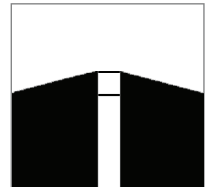
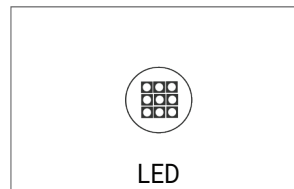
**Standard Warranty**

## TECHNICAL DATA SHEET - PETTO- 19332 - BOLLARD & PATHWAY LIGHT

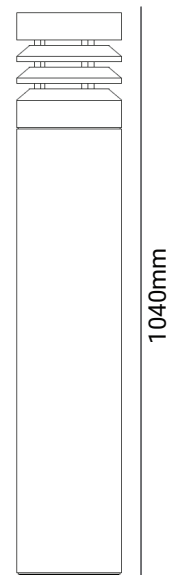


### TECHNICAL DATA

<b>Product Data</b>	Bollard & Pathway light
<b>Lamp Type</b>	Lumileds
<b>Driver</b>	Philips
<b>Wattage</b>	20W
<b>Color Temperature</b>	3000K
<b>Rated Luminaire Luminous Flux</b>	1340lm
<b>Rated Luminaire Efficiency</b>	67lm/W
<b>Beam Angle</b>	250°
<b>IP Rating</b>	65
<b>Input Voltage</b>	AC220-240V
<b>Output Voltage</b>	DC36V
<b>Frequency Range</b>	50-60 Hz
<b>CRI</b>	Ra>80
<b>Power Factor</b>	>0.9
<b>IK Rating</b>	07
<b>Output Current</b>	500mA
<b>Safety Class</b>	Class I
<b>SDCM</b>	<3
<b>Material</b>	Concrete Body
<b>Finish</b>	Dark Grey Granite 28
<b>Life Span</b>	50,000 Hours
<b>Warranty</b>	5 Years
<b>Applications</b>	Residential, Commercial, Hospitality etc.



192mm



### TECHNICAL OPTIONS

<b>Color Temperature</b>	4000K-6000K
<b>Control</b>	Switchable, TRIAC, 1-10V, Dali