

Gil

4 way Inground Light




Features

- Front Cover: Aluminum/Stainless steel SUS304#
- Housing: 12# Die-casting gray powder coated aluminum.
- T=60-80um. Adhesion of ISO class 1/ASTM class 4B high temperature painting
- Driver: Constant voltage input. Constant current output.
- Glass: Step tempered glass.

 Recessed

 IK Rating
IK10

 IP Rating
IP67

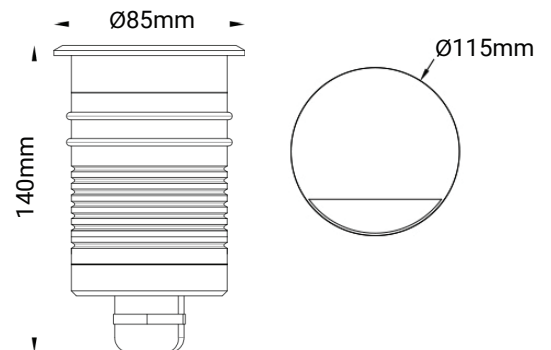

 5 years
warranty Standard Warranty

TECHNICAL DATA SHEET - GIL - 19161V - INGROUND LIGHT



TECHNICAL DATA

Product Data	Inground Light
Lamp Type	CREE LED
Wattage	10W
Color Temperature	3000K
Rated Luminaire Luminous Flux	800lm
Rated Luminaire Efficiency	80lm/W
IP Rating	67
Beam Angle	60°
Input Voltage	AC220-240V
Output Voltage	12V
Frequency Range	50-60 Hz
CRI	Ra>90
Power Factor	>0.9
Output Current	700mA
Operating Temperature	-20°C ~ +50°C
Safety Class	I
IK Rating	10
SDCM	< 3 MacAdam
Material	Aluminum+Tempered Glass
Finish	Stainless Steel
Life Span	50,000 Hours
Warranty	5 Years
Applications	Walkways, Pathways, etc.



TECHNICAL OPTIONS

Wattage	3W, 4W, 5W, 8W
Color Temperature	4000K-6000K, RGB
Control	Triac/Dali/1-10V/PWM/DMX512