

**Product Specifications:**


Lamp Type: BRIDGELUX LED  
 Driver: LIFUD PHASE Dimming Driver  
 Operating Temp.: -20°C ~ +40°C  
 Material: Die Cast Aluminum  
 Finish: White & Black  
 Lifespan: 60,000 Hours  
 Warranty: 6 Years  
 Applications: Commercial, Retail, Residential, Hospitality



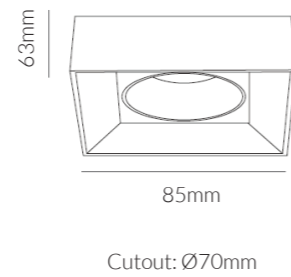
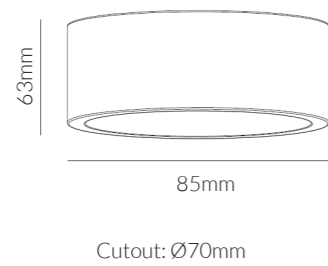
**Product Options:**

CCT: 3000K - 6000K  
 Beam Angle: 24°  
 Mounting Option: Surface Mounted  
 Control: Switchable / DALI / 1-10V / 0-10V

	SKU	W	CCT	LM	mA	Beam	Size(mm)	Cut(mm)
<b>Ira (R)</b>	(TRAIC) 18008	10W	3000K	950lm	250mA	38°	Ø85x63	Ø70
	(TRAIC) 18009	10W	3000K	950lm	250mA	38°	Ø85x63	Ø70
<b>Ira (S)</b>	(TRAIC) 18010	10W	3000K	950lm	250mA	38°	Ø85x63	Ø70
	(TRAIC) 18011	10W	3000K	950lm	250mA	38°	Ø85x63	Ø70

AC220-240V IP44  CRI>90 PF>0.9



# IRA

## RECESSED / SURFACE MOUNTED

