

## Hana Inground Light




### Features

- Front Cover: Stainless steel SUS 316L#
- Housing: 12#Die-casting powder coated aluminum. T=60-80um. Adhesion of ISO class 1/ASTM class 4B high temperature painting.
- Driver: Constant voltage input. Constant current output.
- Glass: Step tempered glass.
- Mounting sleeve: ABS

 Recessed

 IP Rating  
IP67

 IK Rating  
IK06


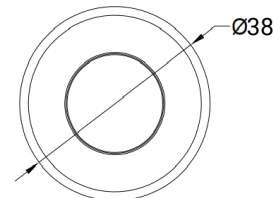
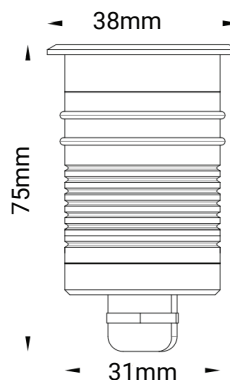

 5 years  
warranty Standard Warranty

## TECHNICAL DATA SHEET - HANA - 19092 - INGROUND LIGHT



### TECHNICAL DATA

|                                      |                               |
|--------------------------------------|-------------------------------|
| <b>Product Data</b>                  | Inground Light                |
| <b>Lamp Type</b>                     | CREE LED                      |
| <b>Wattage</b>                       | 2W                            |
| <b>Color Temperature</b>             | 3000K                         |
| <b>Rated Luminaire Luminous Flux</b> | 200lm                         |
| <b>Rated Luminaire Efficiency</b>    | 100lm/W                       |
| <b>IP Rating</b>                     | 67                            |
| <b>Beam Angle</b>                    | 25°                           |
| <b>Input Voltage</b>                 | AC220-240V                    |
| <b>Output Voltage</b>                | DC2-4V                        |
| <b>Frequency Range</b>               | 50-60 Hz                      |
| <b>CRI</b>                           | Ra>80                         |
| <b>Power Factor</b>                  | >0.9                          |
| <b>Output Current</b>                | 60mA                          |
| <b>Operating Temperature</b>         | -20°C ~ +50°C                 |
| <b>Safety Class</b>                  | I                             |
| <b>IK Rating</b>                     | 06                            |
| <b>SDCM</b>                          | < 3 MacAdam                   |
| <b>Material</b>                      | Aluminum+stainless steel #316 |
| <b>Finish</b>                        | Chrome                        |
| <b>Life Span</b>                     | 50,000 Hours                  |
| <b>Warranty</b>                      | 5 Years                       |
| <b>Applications</b>                  | Walkways, Pathways, etc.      |



### TECHNICAL OPTIONS

|                             |                               |
|-----------------------------|-------------------------------|
| <b>Wattage</b>              | 3W / 7W                       |
| <b>Color Temperature</b>    | 4000K-6000K, RGB              |
| <b>Beam Angle</b>           | 10°/38°                       |
| <b>Optional accessories</b> | Honeycomb louver/Half shading |
| <b>Control</b>              | TRIAC, DALI, 0-10V            |

